



TECHNICAL DATA

MIRAGE® QUICK RESPONSE ELO CONCEALED PENDENT SPRINKLER VK469 (K11.2)

The Viking Corporation, 210 N Industrial Park Drive, Hastings MI 49058

Telephone: 269-945-9501 Technical Services: 877-384-5464 Fax: 269-818-1680 Email: techsvcs@vikingcorp.com

1. DESCRIPTION

Viking Mirage® Quick Response ELO Concealed Pendent Sprinkler SIN VK469 is a thermosensitive solder link spray sprinkler designed for installation on concealed pipe systems where the appearance of a smooth ceiling is desired. The sprinkler is pre-assembled with a threaded adapter for installation with a low profile cover assembly that provides up to ½" (12.7 mm) of vertical adjustment. The two-piece design allows installation and testing of the sprinkler prior to installation of the cover plate. The "push-on", "thread-off" design of the concealed cover plate assembly allows easy installation of the cover plate after the system has been tested and the ceiling finish has been applied. The cover assembly can be removed and reinstalled, allowing temporary removal of ceiling panels without taking the sprinkler system out of service or removing the sprinkler.

The extra-large orifice provides greater flows at lower pressures than standard orifice or large orifice sprinklers. This feature allows higher densities of water to be applied when limited water pressure is available.

Viking Quick Response Extra-Large Orifice Sprinklers may eliminate the need for a fire pump or reduce the size of the pump if it is required. On existing systems, replacing large orifice sprinklers with extra-large orifice sprinklers may provide the higher densities required to allow an increase in the hazard classification of an occupancy.



2. LISTINGS AND APPROVALS



cULus Listed: Category VNIV

NOTE: This sprinkler is NOT listed for storage applications and cannot be used for the protection of storage.

Refer to the Approval Chart on page 55q and Design Criteria on page 55r for cULus Listing requirements that must be followed.

3. TECHNICAL DATA

Specifications:

Available since 2009.

Minimum Operating Pressure: 7 psi (0.5 bar).

Maximum Working Pressure: 175 psi (12 bar). Factory tested hydrostatically to 500 psi (34.5 bar).

Thread size: 3/4" (20 mm) NPT

Nominal K-Factor: 11.2 U.S. (161.3 metric*)

* Metric K-factor measurement is shown in bar. When pressure is measured in kPa, divide the metric K-factor shown by 10.0.

Patents Pending

Material Standards:

Sprinkler Body: Brass UNS-C84400

Deflector: Phosphor Bronze UNS-C51000

Deflector Pins: Stainless Steel

Fusible Element Assembly: Nickel Alloy and Eutectic Solder

Lever and Lever Bar: Stainless Steel

Seat: Bronze UNS-C31400/UNS-C31600

Button: Brass UNS-C36000

Screw: Brass UNS-C36000

Belleville Spring Sealing Assembly: Nickel Alloy, coated on both sides with Teflon Tape

Cover Adapter: Cold Rolled Steel UNS-G10080, Finish: Clear Chromate over Zinc Plating

Cover Assembly Materials:

Cover: Brass UNS-C26800

Base: Cold Rolled Steel UNS-G10060/G10080, Finish: Copper Flash


Springs: Nickel Alloy

Solder: Non-eutectic

Ordering Information: (Also refer to the current Viking price list.)

Viking Mirage® Quick Response ELO Concealed Pendent Sprinkler VK469 and Cover Plate Assembly must be ordered separately:

Viking Technical Data may be found on
The Viking Corporation's Web site at
<http://www.vikinggroupinc.com>.
The Web site may include a more recent
edition of this Technical Data Page.

	TECHNICAL DATA	MIRAGE® QUICK RESPONSE ELO CONCEALED PENDENT SPRINKLER VK469 (K11.2)
---	-----------------------	---

The Viking Corporation, 210 N Industrial Park Drive, Hastings MI 49058

Telephone: 269-945-9501 Technical Services: 877-384-5464 Fax: 269-818-1680 Email: techsvcs@vikingcorp.com

Sprinkler: Base Part No. 15764A

Specify sprinkler temperature rating by adding the appropriate suffix for the temperature rating to the base part number:

Temperature Suffix: 165 °F / 74 °C = C

For example, sprinkler VK469 with a 165 °F / 74 °C temperature rating = 15764AC.

Cover Plate Assembly: Base Part No. 15765 (3-5/16" diameter)

Specify finish and temperature rating of the cover plate assembly by adding the appropriate suffixes for the finish and the cover temperature rating to the base part number:

Finish Suffix: Polished Chrome = F, Painted White = M-W, Painted Ivory = M-I, Painted Black = M-B

Temperature Suffix: 135 °F / 57 °C = A, 165 °F / 74 °C = C

For example, cover 15765 with a Polished Chrome finish and a 165 °F/74 °C temperature rating = 15765FC.

Available Finishes And Temperature Ratings: Refer to Table 1.

Accessories: (Also refer to the "Sprinkler Accessories" section of the Viking data book.)

Sprinkler Wrenches:**

A. Heavy Duty Wrench Part No. 15467W/B (available since 2009), or

B. Head Cabinet Wrench Part No. 15466*** (available since 2009)

C. Optional Concealed Cover Plate Installer Tool Part No. 14867 (available since 2007)

Requires a 1/2" ratchet (not available from Viking). *Also optional for removal of the protective cap. Ideal for sprinkler cabinets.

Sprinkler Cabinet: Part No. 01731A (available since 1971)

4. INSTALLATION

Refer to appropriate NFPA Installation Standards.

5. OPERATION

During fire conditions, when the temperature around the sprinkler approaches its operating temperature, the cover plate detaches. Continued heating of the exposed sprinkler causes the heat-sensitive fusible element assembly to disengage, releasing seat and sealing spring assembly. Water flowing through the sprinkler orifice strikes the sprinkler deflector, forming a uniform spray pattern to extinguish or control the fire.

6. INSPECTIONS, TESTS AND MAINTENANCE

Refer to NFPA 25 for Inspection, Testing and Maintenance requirements.

7. AVAILABILITY

The Viking Mirage® Quick Response ELO Concealed Pendent Sprinkler VK469 is available through a network of domestic and international distributors. See The Viking Corporation web site for the closest distributor or contact The Viking Corporation.

8. GUARANTEE

For details of warranty, refer to Viking's current list price schedule or contact Viking directly.

TABLE 1: AVAILABLE SPRINKLER TEMPERATURE RATINGS AND FINISHES

Sprinkler Temperature Classification	Sprinkler Nominal Temperature Rating ¹	Maximum Ambient Ceiling Temperature ²	Temperature Rating of Cover Assembly (Required)	Cover Plate Base Part No. ³
Ordinary	165 °F (74 °C)	100 °F (38 °C)	135 °F (57 °C)	15765
			165 °F (74 °C)	
Intermediate	205 °F (96 °C)	150 °F (65 °C)	165 °F (74 °C)	

Cover Plate Finishes: Polished Chrome, Painted White, Painted Ivory, or Painted Black

Footnotes

¹ The sprinkler temperature rating is stamped on the sprinkler deflector.

² Based on NFPA-13. Other limits may apply, depending on fire loading, sprinkler location, and other requirements of the Authority Having Jurisdiction. Refer to specific installation standards.

³ Part number shown is the base part number. For complete part number, refer to current Viking price list schedule.



TECHNICAL DATA

**MIRAGE® QUICK RESPONSE
ELO CONCEALED PENDENT
SPRINKLER VK469 (K11.2)**

The Viking Corporation, 210 N Industrial Park Drive, Hastings MI 49058

Telephone: 269-945-9501 Technical Services: 877-384-5464 Fax: 269-818-1680 Email: techsvcs@vikingcorp.com

Approval Chart

Mirage® Quick Response ELO Concealed Pendent Sprinkler VK469
Maximum 175 PSI (12 bar) WWP

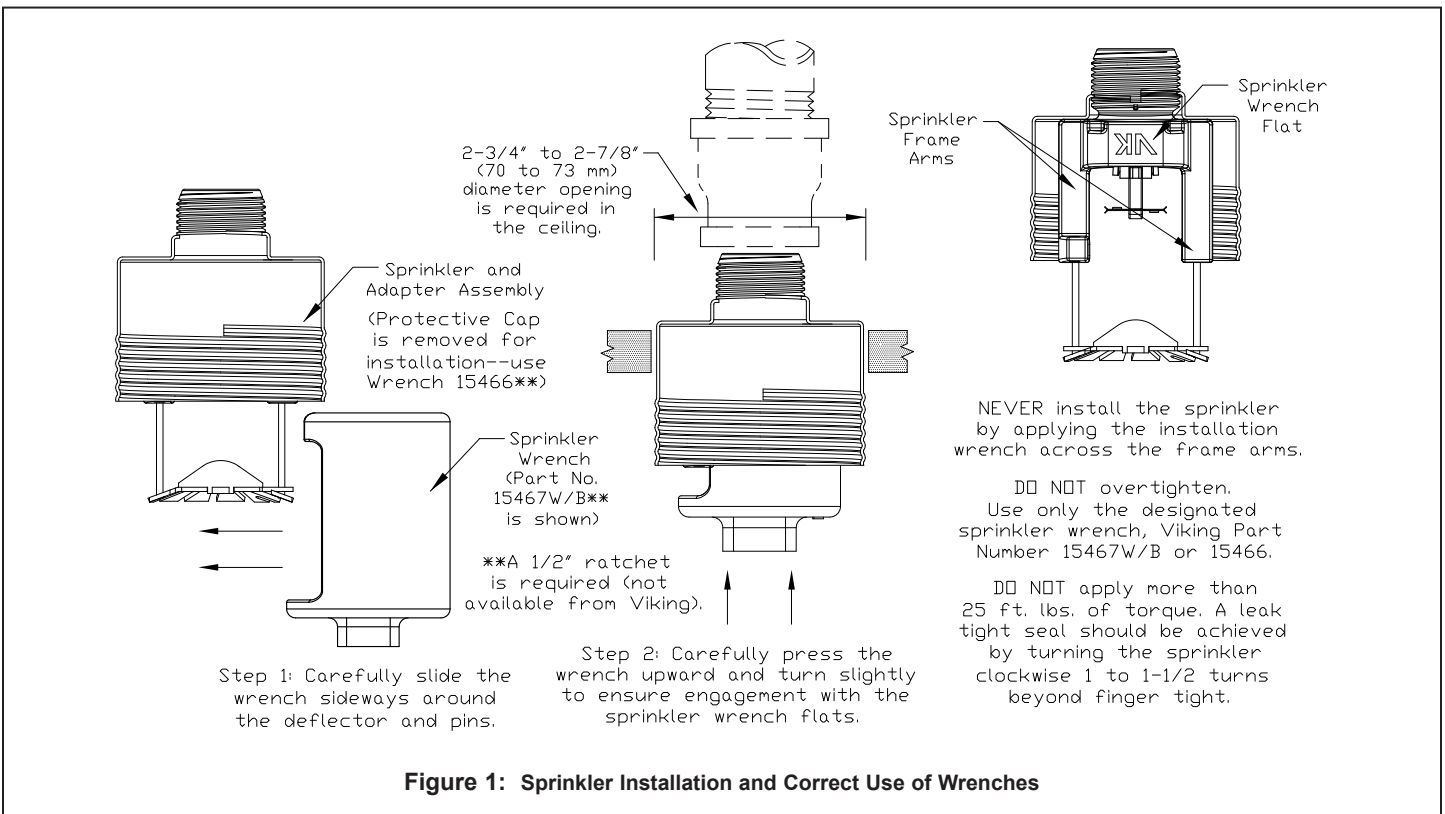
—	Sprinkler Temperature Rating
—	Cover Plate Temperature Rating
AW1	Cover Plate Finish KEY

Sprinkler Base Part Number ¹	SIN	NPT Thread Size		Nominal K-Factor		Listings and Approvals ³ (Refer also to Design Criteria on page 55d.)				
		Inch	mm	U.S.	metric ²	cULus ⁴	FM	NYC	VdS	LPCB
15764A	VK469	3/4"	20	11.2	161.3	AX1, BY1	--	See Footnote 5.	--	--
Sprinkler Temperature Ratings		Cover Plate Assembly Temp. Ratings⁶		Finishes of the Cover Plate Assembly⁷						
A - 165 °F (74 °C) B - 205 °F (96 °C)		X - 135 °F (57 °C) and 165 °F (74 °C) Y - 165 °F (74 °C)		1 - Polished Chrome, Painted White, Painted Ivory, or Painted Black						

Footnotes

- ¹ Part number shown is the base part number. For complete part number, refer to current Viking price list schedule.
- ² Metric K-factor measurement shown is when pressure is measured in Bar. When pressure is measured in kPa, divide the metric K-factor shown by 10.0.
- ³ This chart shows the listings and approvals available at the time of printing. Other approvals may be in process. Check with the manufacturer for any additional approvals.
- ⁴ Listed by Underwriter's Laboratories for use in the U.S. and Canada.
- ⁵ Meets New York requirements, effective July 1, 2008.
- ⁶ The 135 °F (57 °C) cover has an orange label. The 165 °F (74 °C) cover has a white label.
- ⁷ Standard painted finishes consist of Polyester Baked Enamel. Other paint colors are available on request with the same listings as the standard paint colors. Listings and approvals apply for any paint manufacturer. Contact Viking for additional information.

NOTE: Custom colors are indicated on a label inside the cover assembly. Refer to Figure 2.





TECHNICAL DATA

MIRAGE® QUICK RESPONSE ELO CONCEALED PENDENT SPRINKLER VK469 (K11.2)

The Viking Corporation, 210 N Industrial Park Drive, Hastings MI 49058

Telephone: 269-945-9501 Technical Services: 877-384-5464 Fax: 269-818-1680 Email: techsvcs@vikingcorp.com

DESIGN CRITERIA

(Also refer to the Approval Chart on page 55q.)

cULus Listing Requirements:

Mirage® Quick Response ELO Concealed Pendent Sprinkler VK469 is cULus Listed for installation in accordance with the latest edition of NFPA 13 for standard coverage pendent spray sprinklers as indicated below:

- Designed for use in hazard occupancies up to and including Ordinary Hazard, Group II with a minimum operating pressure of 7 PSI (0.5 bar).
- **This sprinkler is NOT listed for storage applications and cannot be used for the protection of storage.**
- Protection areas and maximum spacing shall be in accordance with the tables provided in NFPA 13. Maximum spacing allowed is 15 ft. (4.6 m).
- Minimum spacing allowed is 6 ft. (1.8 m) unless baffles are installed in accordance with NFPA 13.
- Minimum distance from walls is 4 in. (102 mm).
- Maximum distance from walls shall be no more than one-half of the allowable distance between sprinklers. The distance shall be measured perpendicular to the wall.
- The sprinkler obstruction rules contained in NFPA 13 for standard coverage pendent spray sprinklers must be followed.

NOTE: Concealed sprinklers must be installed in neutral or negative pressure plenums only.

IMPORTANT: Always refer to Bulletin Form No. F_091699 - Care and Handling of Sprinklers. Also refer to page QR1-3 for general care, installation, and maintenance information. Viking sprinklers are to be installed in accordance with the latest edition of Viking technical data, the appropriate standards of NFPA, FM Global, LPCB, APSAD, VdS or other similar organizations, and also with the provisions of governmental codes, ordinances, and standards, whenever applicable.



Identification of Custom Paint Color:
All custom color painted cover plates will have an identifying label affixed to the inside of the cover that indicates custom color and will have a representative sample (a paint dot) of the paint on the label.

Figure 2: Identification of Custom Paint Color for Concealed Covers

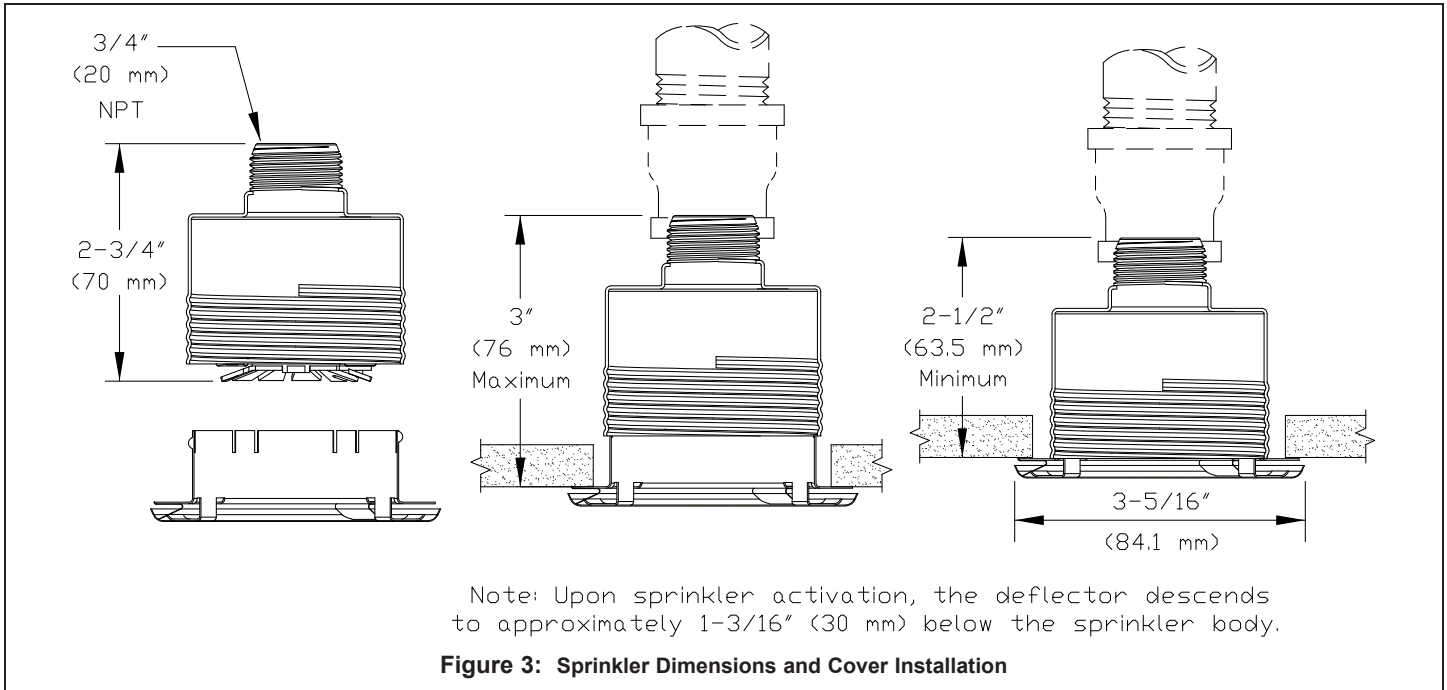


TECHNICAL DATA

MIRAGE® QUICK RESPONSE
ELO CONCEALED PENDENT
SPRINKLER VK469 (K11.2)

The Viking Corporation, 210 N Industrial Park Drive, Hastings MI 49058

Telephone: 269-945-9501 Technical Services: 877-384-5464 Fax: 269-818-1680 Email: techsvcs@vikingcorp.com



**THIS PAGE
INTENTIONALLY
LEFT BLANK**