



TECHNICAL DATA

MicrofastHP® QUICK RESPONSE FUSIBLE ELEMENT HSW HIGH PRESSURE SPRINKLER VK320 (K5.6)

The Viking Corporation, 210 N Industrial Park Drive, Hastings MI 49058

Telephone: 269-945-9501 Technical Services: 877-384-5464 Fax: 269-818-1680 Email: techsvcs@vikingcorp.com


1. DESCRIPTION

Viking MicrofastHP® Quick Response Fusible Element Horizontal Sidewall Sprinkler VK320 is a small thermosensitive solder link spray sprinkler available with various finishes and temperature ratings to meet design requirements. The special Polyester and PTFE coatings can be used in decorative applications where colors are desired.

2. LISTINGS AND APPROVALS

cUL^{us} Listed: Category VNIV

Refer to Approval Chart 1 and Design Criteria for cULus Listing requirements that must be followed.



3. TECHNICAL DATA

Specifications:

Minimum Operating Pressure: 7 psi (0.5 bar)
Maximum Working Pressure: 250 psi (17 bar)
Factory tested hydrostatically to 500 psi (34.5 bar)
Nominal K-Factor: 5.6 U.S. (80.6 metric†)

† Metric K-factor measurement shown is when pressure is measured in Bar. When pressure is measured in kPa, divide the metric K-factor shown by 10.0.

Overall Length: 2-11/16" (68 mm)

Material Standards:

Frame Casting: Brass UNS-C84400
Deflector: Copper UNS-C19500
Fusible Element Assembly: Nickel Alloy
Trigger and Support: Stainless Steel UNS-S31600
Seat and Insert Assembly: Copper UNS-C11000 and Stainless Steel UNS-S30400
Belleville Spring Sealing Assembly: Nickel Alloy, coated on both sides with PTFE Tape
Screw: Brass UNS-C36000
For PTFE Coated Sprinklers: Belleville Spring-Exposed, Screw-Nickel Plated, Pip Cap-PTFE Coated
For Polyester Coated Sprinklers: Belleville Spring-Exposed

Ordering Information: (Also refer to the current Viking price list.)

Order Quick Response Fusible Link Horizontal Sidewall Sprinklers by first adding the appropriate suffix for the sprinkler finish and then the appropriate suffix for the temperature rating to the sprinkler base part number.

Finish Suffix: Brass = A, Chrome = F, White Polyester = M-/W, Black Polyester = M-/B, and Black PTFE = N

Temperature Suffix (°F/°C): 165°/74° = C, 205°/96° = E, and 280°/138° = G

For example, sprinkler VK320 with a Brass finish and a 165 °F/74 °C temperature rating = Part No. 13955AC

Available Finishes And Temperature Ratings:

Refer to Table 1.

Accessories: (Also refer to the "Sprinkler Accessories" section of the Viking data book.)

Sprinkler Wrenches:

- A. Standard Wrench: Part No. 10896W/B (available since 2000).
 - B. Wrench for recessed sprinklers with protective shields: Part No. 13655W/B** (available since 2003)
- **A ½" ratchet is required (not available from Viking).


Sprinkler Cabinets:

- A. Six-head capacity: Part No. 01724A (available since 1971)
- B. Twelve-head capacity: Part No. 01725A (available since 1971)

4. INSTALLATION

Refer to appropriate NFPA Installation Standards.

Viking Technical Data may be found on
The Viking Corporation's Web site at
<http://www.vikinggroupinc.com>.
The Web site may include a more recent
edition of this Technical Data Page.

	TECHNICAL DATA	MicrofastHP® QUICK RESPONSE FUSIBLE ELEMENT HSW HIGH PRESSURE SPRINKLER VK320 (K5.6)
---	-----------------------	---

The Viking Corporation, 210 N Industrial Park Drive, Hastings MI 49058

Telephone: 269-945-9501 Technical Services: 877-384-5464 Fax: 269-818-1680 Email: techsvcs@vikingcorp.com

5. OPERATION

During fire conditions, the heat-sensitive fusible element assembly disengages, releasing the seat and spring assemblies to open the waterway. Water flowing through the sprinkler orifice strikes the sprinkler deflector, forming a uniform spray pattern to extinguish or control the fire.

6. INSPECTIONS, TESTS AND MAINTENANCE

Refer to NFPA 25 for Inspection, Testing and Maintenance requirements.

7. AVAILABILITY

Viking Quick Response Horizontal Sidewall Sprinklers are available through a network of domestic and international distributors. See The Viking Corporation web site for the closest distributor or contact The Viking Corporation.

8. GUARANTEE

For details of warranty, refer to Viking’s current list price schedule or contact Viking directly.

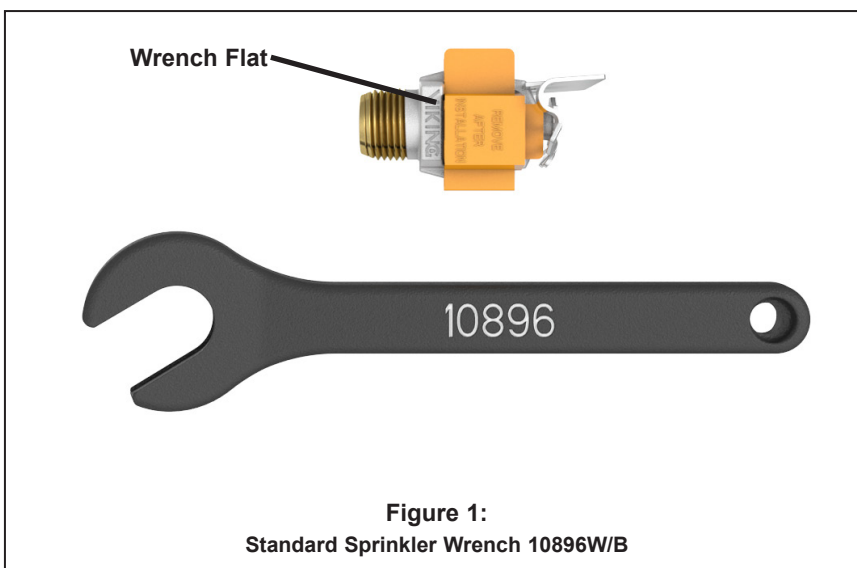
TABLE 1: AVAILABLE SPRINKLER TEMPERATURE RATINGS AND FINISHES

Sprinkler Temperature Classification	Sprinkler Nominal Temperature Rating ¹	Maximum Ambient Ceiling Temperature ²	Frame Paint Color
Ordinary	165 °F (74 °C)	100 °F (38 °C)	None
Intermediate	205 °F (96 °C)	150 °F (65 °C)	White
High	280 °F (138 °C)	225 °F (107 °C)	Blue

Sprinkler Finishes: Brass, Chrome, White Polyester³, Black Polyester³, and Black PTFE³

Footnotes

- ¹ Decorative sprinklers may not be color coded. The temperature rating is stamped on the deflector.
- ² Based on NFPA-13. Other limits may apply, depending on fire loading, sprinkler location, and other requirements of the Authority Having Jurisdiction. Refer to specific installation standards.
- ³ For automatic sprinklers, the coatings indicated are applied to the exposed exterior surfaces only. Note that the spring is exposed on sprinklers with Polyester and PTFE coatings. For PTFE coated open sprinklers only, the waterway is coated.



**Figure 1:
Standard Sprinkler Wrench 10896W/B**



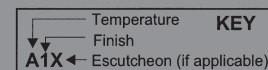
TECHNICAL DATA

MicrofastHP® QUICK RESPONSE FUSIBLE ELEMENT HSW HIGH PRESSURE SPRINKLER VK320 (K5.6)

The Viking Corporation, 210 N Industrial Park Drive, Hastings MI 49058
Telephone: 269-945-9501 Technical Services: 877-384-5464 Fax: 269-818-1680 Email: techsvcs@vikingcorp.com

Approval Chart 1 (UL)

MicrofastHP® Quick Response Fusible Element
HSW Sprinkler VK320



Maximum 250 PSI WWP
For Light or Ordinary Hazard Occupancies
Deflector must be located 4" to 12" (102 mm to 305 mm) below the ceiling.

Base Part Number ¹	SIN	Maximum Pressure	Thread Size		Nominal K-Factor		Overall Length		Listings and Approvals ³ (Refer also to Design Criteria below.)			
			NPT	BSP	U.S.	metric ²	Inches	mm	cULus ⁴	LPCB	CE	⚙
13955	VK320	250 psi	1/2"	15 mm	5.6	80.6	2-11/16	68	A1Y, B1X	--	--	--

Approved Temperature Ratings		Approved Finishes		Approved Escutcheons	
A - 165 °F (74 °C), 205 °F (96 °C), 280 °F (138 °C) B - 165 °F (74 °C) and 205 °F (96 °C)		1 - Brass, Chrome, White Polyester ⁶ , Black Polyester ⁶ , and Black PTFE		X - Installed with standard surface-mounted escutcheons or the Viking Microfast® Model F-1 Adjustable Escutcheon, or recessed with the Viking Micromatic® Model E-1, E-2, E-3 or G-1 Recessed Escutcheon Y - Installed with standard surface-mounted escutcheons or the Viking Microfast® Model F-1 Adjustable Escutcheon	

Footnotes

- ¹ Base part number shown. For complete part number, refer to Viking's current price schedule.
- ² Metric K-factor measurement shown is when pressure is measured in Bar. When pressure is measured in kPa, divide the metric K-factor shown by 10.0.
- ³ This table shows the listings and approvals available at the time of printing. Other approvals may be in process.
- ⁴ Listed by Underwriters Laboratories Inc. for use in the U.S. and Canada.
- ⁵ Meets New York City requirements, effective July 1, 2008.
- ⁶ Other colors are available on request with the same Listings and Approvals as the standard colors.

DESIGN CRITERIA - UL

(Also refer to Approval Chart 1 above.)

cULus Listing Requirements:

Quick Response Horizontal Sidewall Sprinkler VK320 is cULus Listed as indicated in the Approval Chart for installation in accordance with the latest edition of NFPA 13 for sidewall standard spray sprinklers.

- Designed for use in Light or Ordinary Hazard occupancies.
- Protection areas and maximum spacing shall be in accordance with the tables provided in NFPA 13. Minimum spacing allowed is 6 ft. (1.8 m).
- Refer to the Approval Chart for allowable deflector distance below the ceiling. Align with the leading edge of the deflector parallel to the ceiling.
- Maximum distance from end walls shall be no more than one-half of the allowable distance between sprinklers. The distance shall be measured perpendicular to the wall. Minimum distance from end walls is 4 in. (102 mm).
- The sprinkler installation and obstruction rules contained in NFPA 13 for sidewall standard spray sprinklers must be followed.

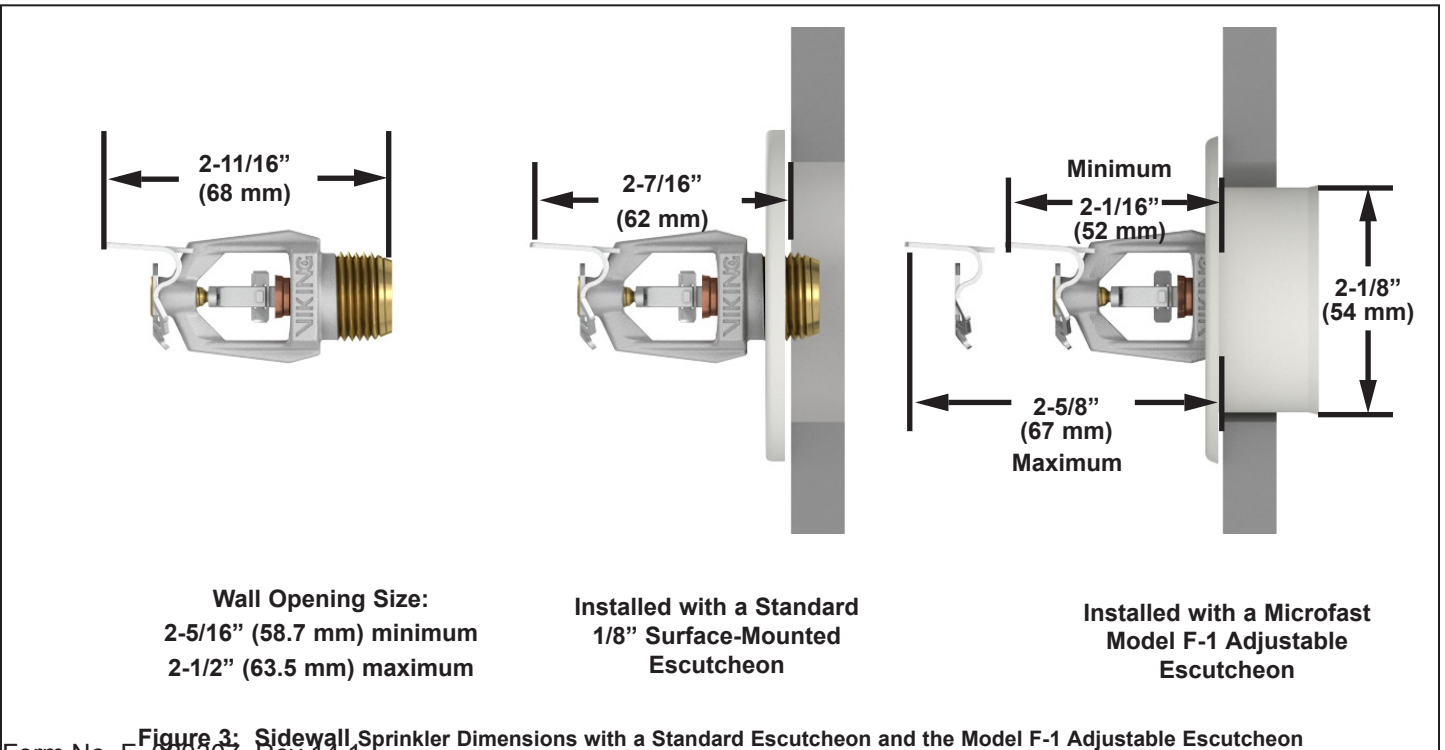
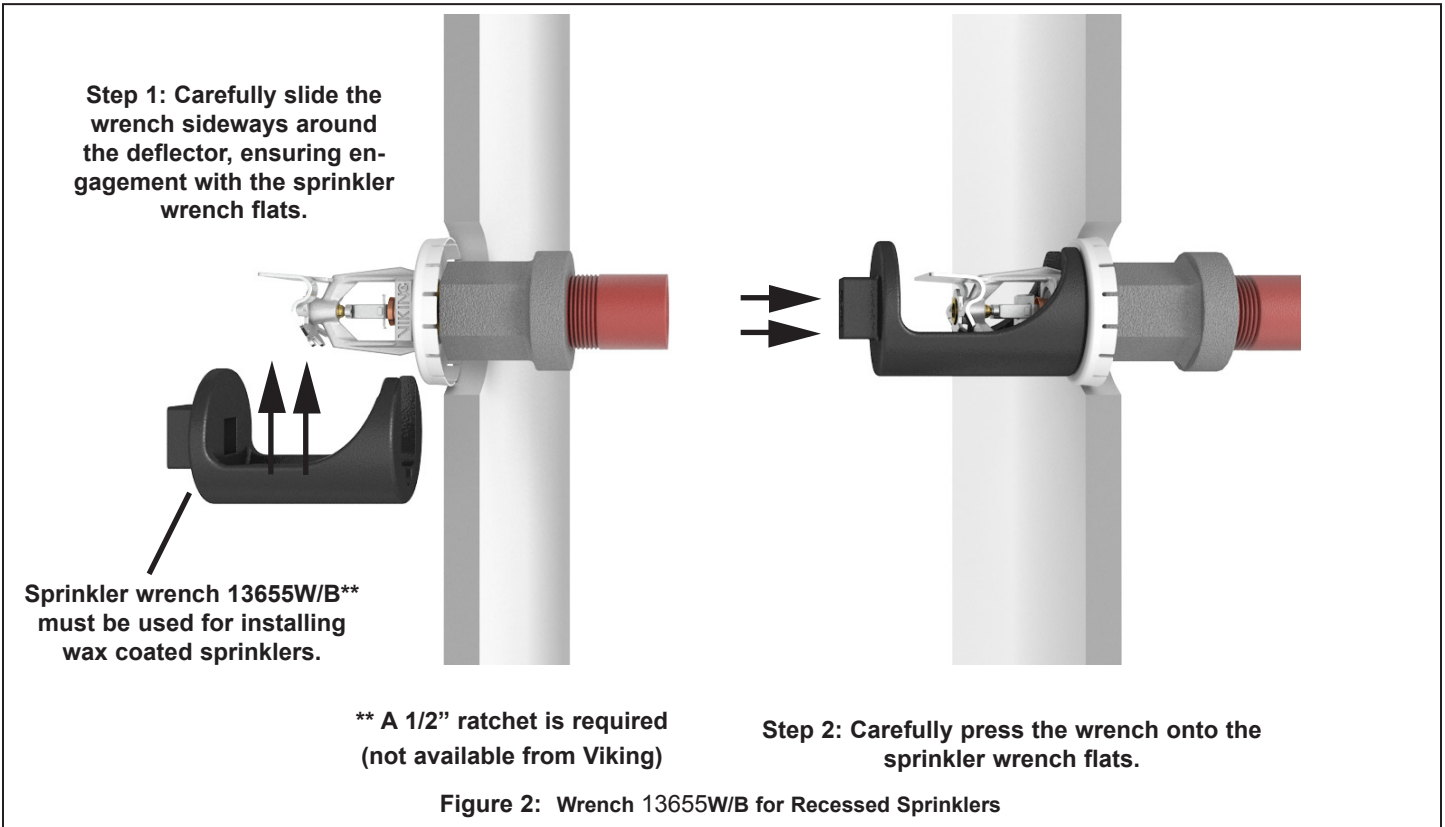
IMPORTANT: Always refer to Bulletin Form No. F_091699 - Care and Handling of Sprinklers. Also refer to page QR1-3 for general care, installation, and maintenance information. Viking sprinklers are to be installed in accordance with the latest edition of Viking technical data, the appropriate standards of NFPA, LPCB, APSAD, VdS or other similar organizations, and also with the provisions of governmental codes, ordinances, and standards, whenever applicable.



TECHNICAL DATA

MicrofastHP® QUICK
RESPONSE FUSIBLE
ELEMENT HSW HIGH PRESSURE
SPRINKLER VK320 (K5.6)

The Viking Corporation, 210 N Industrial Park Drive, Hastings MI 49058
Telephone: 269-945-9501 Technical Services: 877-384-5464 Fax: 269-818-1680 Email: techsvcs@vikingcorp.com





TECHNICAL DATA

MicrofastHP® QUICK
RESPONSE FUSIBLE
ELEMENT HSW HIGH PRESSURE
SPRINKLER VK320 (K5.6)

The Viking Corporation, 210 N Industrial Park Drive, Hastings MI 49058

Telephone: 269-945-9501 Technical Services: 877-384-5464 Fax: 269-818-1680 Email: techsvcs@vikingcorp.com

