



## TECHNICAL DATA

### MICROFAST® QUICK RESPONSE VERTICAL SIDEWALL SPRINKLER VK337 (K4.2)

The Viking Corporation, 210 N Industrial Park Drive, Hastings MI 49058

Telephone: 269-945-9501 Technical Services: 877-384-5464 Fax: 269-818-1680 Email: techsvcs@vikingcorp.com

Visit the Viking website for the latest edition of this technical data page [www.vikinggroupinc.com](http://www.vikinggroupinc.com).

#### 1. DESCRIPTION

Viking Microfast® Quick Response Vertical Sidewall Sprinkler VK337 is a small thermo-sensitive glass bulb spray sprinkler designed for installation in either the upright or pendant position. VK337 is available with temperature ratings to meet design requirements.

#### 2. LISTINGS AND APPROVALS

#### 3. TECHNICAL DATA

##### Specifications:

Minimum Operating Pressure: 7 psi (0.5 bar)  
 Rated to 175 psi (12 bar) water working pressure.  
 Factory tested hydrostatically to 500 psi (34.5 bar)  
 Testing: U.S.A. Patent No. 4,831,870  
 Thread size: Refer to the Approval Chart  
 Nominal K-Factor: 4.2 U.S. (57 metric\*)  
 Glass-bulb fluid temperature rated to -65 °F (-55 °C)  
 Overall Length: 2-1/4" (58 mm)

##### Material Standards:

Frame Casting: Brass UNS-C84400  
 Deflector: Brass UNS-C23000  
 Bulb: Glass, nominal 3 mm diameter  
 Belleville Spring Sealing Assembly: Nickel Alloy, coated on both sides with PTFE Tape  
 Screw: Brass UNS-C36000  
 Pip Cap and Insert Assembly: Copper UNS-C11000 and Stainless Steel UNS-S30400

**Ordering Information:** (Also refer to the current Viking price list.)

Order Quick Response Vertical Sidewall Sprinklers by first adding the appropriate suffix for the sprinkler finish and then the appropriate suffix for the temperature rating to the sprinkler base part number.

Finish Suffix: Chrome = F

Temperature Suffix (°F/°C): 155°/68° = B, 175°/79° = D, 200°/93° = E, 286°/141° = G

For example, sprinkler VK337 with a Chrome finish and a 155 °F/68 °C temperature rating = Part No. 08985FB

**Available Finishes And Temperature Ratings:** Refer to Table 1

**Accessories:** (Also refer to the Viking website.)

**Sprinkler Wrench:** Part No. 21475M/B (available since 2017).

##### Sprinkler Cabinets:

- A. Six-head capacity: Part No. 01724A (available since 1971)
- B. Twelve-head capacity: Part No. 01725A (available since 1971)

#### 4. INSTALLATION

Refer to appropriate NFPA Installation Standards.

#### 5. OPERATION

During fire conditions, the heat-sensitive liquid in the glass bulb expands, causing the glass to shatter, releasing the pip cap and sealing spring assembly. Water flowing through the sprinkler orifice strikes the sprinkler deflector, forming a uniform spray pattern to extinguish or control the fire.

#### 6. INSPECTIONS, TESTS AND MAINTENANCE

Refer to NFPA 25 for Inspection, Testing and Maintenance requirements.

#### 7. AVAILABILITY

Viking Quick Response Vertical Sidewall Sprinklers are available through a network of domestic and international distributors. See The Viking Corporation web site for the closest distributor or contact The Viking Corporation.

#### 8. GUARANTEE

For details of warranty, refer to Viking's current list price schedule or contact Viking directly.





**TECHNICAL DATA**

**MICROFAST® QUICK  
RESPONSE VERTICAL  
SIDEWALL SPRINKLER  
VK337 (K4.2)**

The Viking Corporation, 210 N Industrial Park Drive, Hastings MI 49058  
 Telephone: 269-945-9501 Technical Services: 877-384-5464 Fax: 269-818-1680 Email: techsvcs@vikingcorp.com  
 Visit the Viking website for the latest edition of this technical data page www.vikinggroupinc.com.

**TABLE 1: AVAILABLE SPRINKLER TEMPERATURE RATINGS AND FINISHES**

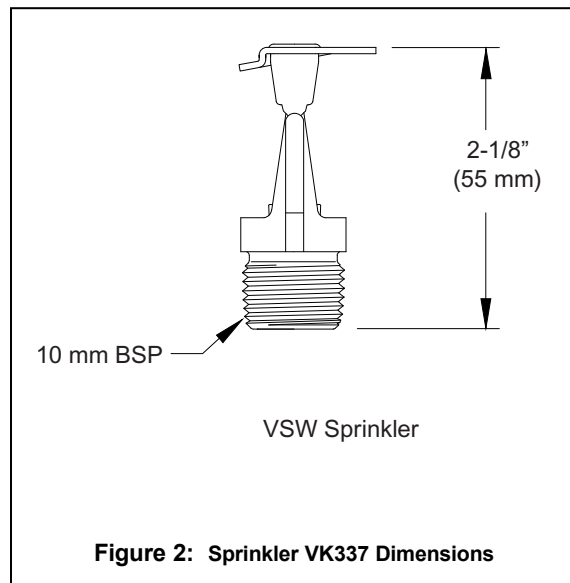
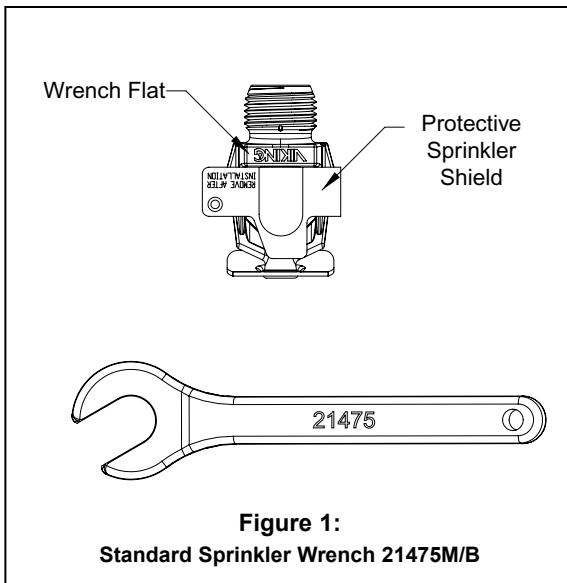
Sprinkler Temperature Classification	Sprinkler Nominal Temperature Rating <sup>1</sup>	Maximum Ambient Ceiling Temperature <sup>2</sup>	Bulb Color
Ordinary	155 °F (68 °C)	100 °F (38 °C)	Red
Intermediate	175 °F (79 °C)	150 °F (65 °C)	Yellow
Intermediate	200 °F (93 °C)	150 °F (65 °C)	Green
High	286 °F (141 °C)	225 °F (107 °C)	Blue

**Sprinkler Finishes:** Chrome

**Footnotes**


<sup>1</sup> The sprinkler temperature rating is stamped on the deflector.

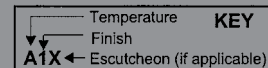
<sup>2</sup> Based on NFPA-13. Other limits may apply, depending on fire loading, sprinkler location, and other requirements of the Authority Having Jurisdiction. Refer to specific installation standards.



	<b>TECHNICAL DATA</b>	<b>MICROFAST® QUICK RESPONSE VERTICAL SIDEWALL SPRINKLER VK337 (K4.2)</b>
---	-----------------------	---

The Viking Corporation, 210 N Industrial Park Drive, Hastings MI 49058  
 Telephone: 269-945-9501 Technical Services: 877-384-5464 Fax: 269-818-1680 Email: techsvcs@vikingcorp.com  
 Visit the Viking website for the latest edition of this technical data page www.vikinggroupinc.com.

<b>Approval Chart</b> Microfast® Quick Response Vertical Sidewall Sprinklers														
Base Part Number <sup>1</sup>	SIN	Maximum Pressure	Thread Size		Nominal K-Factor		Overall Length		Listings and Approvals <sup>3</sup> (Refer also to Design Criteria below.)					
			NPT	BSP	U.S.	metric <sup>2</sup>	Inches	mm	cULus	FM <sup>4</sup>	NYC	LPCB	CE	
<b>Small Orifice</b>														
08985	VK337	175 psi	--	10 mm	4.2	57	2-1/4	58	--	--	--	--	--	--
<b>Approved Temperature Ratings</b> A - 135 °F (57 °C), 155 °F (68 °C), 175 °F (79 °C), 200 °F (93 °C), and 286 °F (141 °C)					<b>Approved Finishes</b> 1 - Chrome					<b>Approved Escutcheons</b> Z - Installed with standard surface-mounted escutcheons only				
<b>Footnotes</b>														
<sup>1</sup> Base part number shown. For complete part number, refer to Viking's current price schedule. <sup>2</sup> Metric K-factor measurement shown is when pressure is measured in Bar. When pressure is measured in kPa, divide the metric K-factor shown by 10.0. <sup>3</sup> This table shows the listings and approvals available at the time of printing. Other approvals may be in process. <sup>4</sup> Viking vertical sidewall sprinklers may be installed pendent or upright.														



**IMPORTANT: Always refer to Bulletin Form No. F\_091699 - Care and Handling of Sprinklers. Also refer to Form No. F\_080614 for general care, installation, and maintenance information. Viking sprinklers are to be installed in accordance with the latest edition of Viking technical data, the appropriate standards of NFPA, FM Global, LPCB, APSAD, VdS or other similar organizations, and also with the provisions of governmental codes, ordinances, and standards, whenever applicable.**