



TECHNICAL DATA

STANDARD RESPONSE FUSIBLE LINK SIDEWALL SPRINKLER VK112 (K5.6)

The Viking Corporation, 210 N Industrial Park Drive, Hastings MI 49058

Telephone: 269-945-9501 Technical Services: 877-384-5464 Fax: 269-818-1680 Email: techsvcs@vikingcorp.com

Visit the Viking website for the latest edition of this technical data page www.vikinggroupinc.com.

1. DESCRIPTION

Viking Standard Response Fusible Link Sidewall Sprinkler VK112 is a small thermosensitive solder link spray sprinkler. The horizontal sidewall sprinkler VK112 is available with finishes and temperature ratings to meet design requirements.

2. LISTINGS AND APPROVALS

 **cULus Listed:** Category VNIV

 **FM Approved:** Class 2012

Refer to Approval Chart 1 and Design Criteria for cULus Listing requirements, and refer to Approval Chart 2 and Design Criteria for FM Approval requirements that must be followed.

3. TECHNICAL DATA

Specifications:

Minimum Operating Pressure: 7 psi (0.5 bar)
 Rated to 175 psi (12 bar) water working pressure
 Factory tested hydrostatically to 500 psi (34.5 bar)
 Nominal K-Factor: 5.6 U.S. (80.6 metric*)

* Metric K-factor measurement shown is when pressure is measured in Bar. When pressure is measured in kPa, divide the metric K-factor shown by 10.0.

Overall Length: Refer to the Approval Charts

Material Standards:

Frame Casting: Brass UNS-C84400
 HSW Deflector: Copper UNS-C19500
 Fusible Link Assembly: Brass UNS- C40500 and UNS-C51000
 For chrome sprinklers, the fusible link assembly is painted silver for decorative purposes only.
 Bushing: Brass UNS-C36000
 Belleville Spring Sealing Assembly: Nickel Alloy, coated on both sides with PTFE Tape
 Screw: Stainless Steel UNS-S30300
 Pip Cap: Copper UNS-C11000
 Pip Cap Attachment: Brass UNS-C36000
 Button: Copper UNS-C19400

Ordering Information: (Also refer to the current Viking price list.)

Order Viking Standard Response Fusible Link Sidewall Sprinkler VK112 by first adding the appropriate suffix for the sprinkler finish and then the appropriate suffix for the temperature rating to the sprinkler base part number.

Finish Suffix: Brass = A, Chrome = F

Temperature Suffix: 165 °F (74 °C) = C, 220 °F (104 °C) = F, and 286 °F (141 °C) = G

For example, sprinkler VK112 with a Brass finish and a 165 °F (74 °C) temperature rating = Part No. 12974AC

Available Finishes And Temperature Ratings: Refer to Table 1.

Accessories: (Also refer to the Viking website.)

Sprinkler Wrenches:


A. Standard Wrench: Part No. 21475M/B (available since 2017).
 B. Wrench for recessed and/or wax coated sprinklers: Part No. 13577W/B** (available since 2006)
 **A ½" ratchet is required (not available from Viking).

Sprinkler Cabinets:

A. Six-head capacity: Part No. 01724A (available since 1971)
 B. Twelve-head capacity: Part No. 01725A (available since 1971)

4. INSTALLATION

Refer to appropriate NFPA Installation Standards.



**For Light Hazard
Occupancies Only**



TECHNICAL DATA

STANDARD RESPONSE FUSIBLE LINK SIDEWALL SPRINKLER VK112 (K5.6)

The Viking Corporation, 210 N Industrial Park Drive, Hastings MI 49058

Telephone: 269-945-9501 Technical Services: 877-384-5464 Fax: 269-818-1680 Email: techsvcs@vikingcorp.com

Visit the Viking website for the latest edition of this technical data page www.vikinggroupinc.com.

5. OPERATION

During fire conditions, the heat-sensitive fusible link disengages, the pip cap and spring are released, and the waterway is opened. Water flowing through the sprinkler orifice strikes the sprinkler deflector, forming a uniform spray pattern to extinguish or control the fire.

6. INSPECTIONS, TESTS AND MAINTENANCE

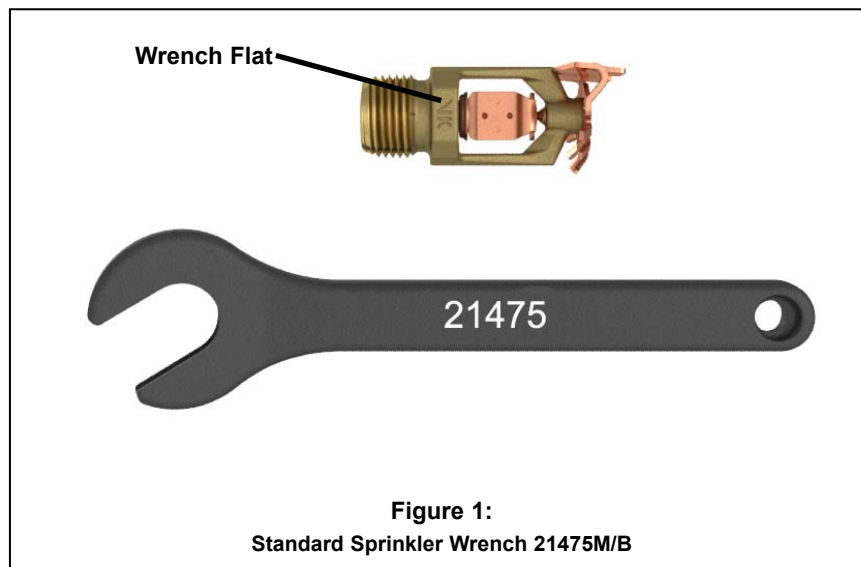
Refer to NFPA 25 for Inspection, Testing and Maintenance requirements.

7. AVAILABILITY

Viking Standard Response Fusible Link Sidewall Sprinkler VK112 are available through a network of domestic and international distributors. See The Viking Corporation web site for the closest distributor or contact The Viking Corporation.

8. GUARANTEE

For details of warranty, refer to Viking's current list price schedule or contact Viking directly.





TECHNICAL DATA

**STANDARD RESPONSE
FUSIBLE LINK SIDEWALL
SPRINKLER VK112 (K5.6)**

The Viking Corporation, 210 N Industrial Park Drive, Hastings MI 49058
 Telephone: 269-945-9501 Technical Services: 877-384-5464 Fax: 269-818-1680 Email: techsvcs@vikingcorp.com
 Visit the Viking website for the latest edition of this technical data page www.vikinggroupinc.com.

TABLE 1: AVAILABLE SPRINKLER TEMPERATURE RATINGS AND FINISHES

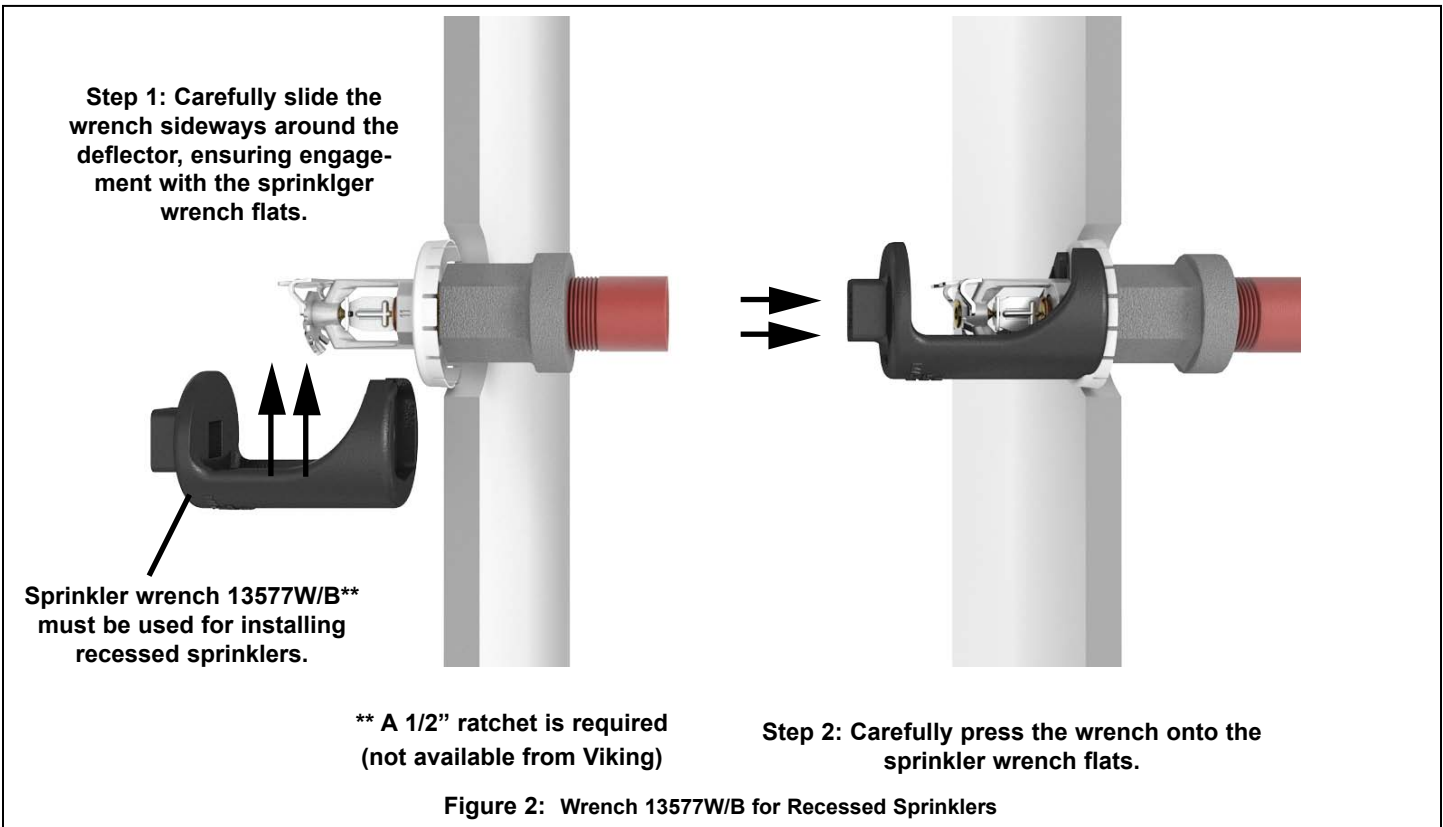
Sprinkler Temperature Classification	Sprinkler Nominal Temperature Rating ¹	Maximum Ambient Ceiling Temperature ²	Frame Paint Color
Ordinary	165 °F (74 °C)	100 °F (38 °C)	None
Intermediate	220 °F (104 °C)	150 °F (65 °C)	White
High	286 °F (141 °C)	225 °F (107 °C)	Blue

Sprinkler Finishes: Brass and Chrome

Footnotes


¹ Decorative sprinklers may not be color coded. The sprinkler temperature rating is stamped on the deflector.

² Based on NFPA-13. Other limits may apply, depending on fire loading, sprinkler location, and other requirements of the Authority Having Jurisdiction. Refer to specific installation standards.



	<h2 style="margin: 0;">TECHNICAL DATA</h2>	<h3 style="margin: 0;">STANDARD RESPONSE FUSIBLE LINK SIDEWALL SPRINKLER VK112 (K5.6)</h3>
---	--	--

The Viking Corporation, 210 N Industrial Park Drive, Hastings MI 49058
 Telephone: 269-945-9501 Technical Services: 877-384-5464 Fax: 269-818-1680 Email: techsvcs@vikingcorp.com
 Visit the Viking website for the latest edition of this technical data page www.vikinggroupinc.com.

Approval Chart 1 (UL) Standard Response Fusible Link Sidewall Sprinkler VK112 For Light Hazard Occupancies Only Maximum 175 PSI (12 Bar) WWP														
Base Part Number ¹	SIN	Sprinkler Style	Thread Size		Nominal K-Factor		Overall Length		cULus Listings ^{3,4} (Refer also to Design Criteria below.)					
			NPT	BSP	U.S.	metric ²	Inches	mm	cULus ⁵	NYC	VdS	LPCB	CE	
12974	VK112	HSW	1/2"	15 mm	5.6	80.6	2-9/16	64	B1X ⁶ , A1Y ⁷	--	--	--	--	--
NOTICE - Product Below - Limited Availability (Contact Local Viking Office)														
05559	VK112	HSW	1/2"	15 mm	5.6	80.6	2-1/2	64	B1X ⁶ , A1Y ⁷	--	--	--	--	--
Approved Temperature Ratings A - 165 °F (74 °C), 220 °F (104 °C), and 286 °F (141 °C) B - 165 °F (74 °C) and 220 °F (104 °C)			Approved Finishes 1 - Brass and Chrome				Approved Escutcheons X - Installed with standard surface-mounted escutcheons, the Viking Microfast® Model F-1 Adjustable Escutcheon, or recessed with the Viking Micromatic® Model E-1 or E-2 Recessed Escutcheon Y - Installed with standard surface-mounted escutcheons or the Viking Microfast® Model F-1 Adjustable Escutcheon							
Footnotes														
¹ Base part number shown. For complete part number, refer to Viking's current price schedule. ² Metric K-factor measurement shown is when pressure is measured in Bar. When pressure is measured in kPa, divide the metric K-factor shown by 10.0. ³ This table shows the listings and approvals available at the time of printing. Other approvals may be in process. ⁴ Listings are limited to Light Hazard Occupancies where allowed by the installation standards being applied. ⁵ Listed by Underwriters Laboratories Inc. for use in the U.S. and Canada. ⁶ cULus Listed with the deflector located 4" to 6" (102 mm to 152 mm) below the ceiling. ⁷ cULus Listed with the deflector located 4" to 12" (102 mm to 304 mm) below the ceiling.														

DESIGN CRITERIA - UL (Also refer to Approval Chart 1 above.)
cULus Listing Requirements: Viking Standard Response Fusible Link Sidewall Sprinkler VK112 are cULus Listed as indicated in Approval Chart 1 for installation in accordance with the latest edition of NFPA 13 for sidewall standard spray sprinklers. <ul style="list-style-type: none"> For use in Light Hazard occupancies only where allowed by the installation standards being applied. Refer to the Approval Chart for allowable deflector distance below the ceiling. Protection areas and maximum spacing shall be in accordance with the tables provided in NFPA 13. Minimum spacing allowed is 6 ft. (1.8 m). Align the top of the deflector parallel with the ceiling. Locate no less than 4" (102 mm) from end walls. Maximum distance from end walls shall be no more than one-half of the allowable distance between sprinklers. The distance shall be measured perpendicular to the wall. The sprinkler installation and obstruction rules contained in NFPA 13 for sidewall standard spray sprinklers must be followed.
IMPORTANT: Always refer to Bulletin Form No. F_091699 - Care and Handling of Sprinklers. Also refer to Form No. F_080614 for general care, installation, and maintenance information. Viking sprinklers are to be installed in accordance with the latest edition of Viking technical data, the appropriate standards of NFPA, LPCB, APSAD, VdS or other similar organizations, and also with the provisions of governmental codes, ordinances, and standards, whenever applicable.



TECHNICAL DATA

STANDARD RESPONSE FUSIBLE LINK SIDEWALL SPRINKLER VK112 (K5.6)

The Viking Corporation, 210 N Industrial Park Drive, Hastings MI 49058
 Telephone: 269-945-9501 Technical Services: 877-384-5464 Fax: 269-818-1680 Email: techsvcs@vikingcorp.com
 Visit the Viking website for the latest edition of this technical data page www.vikinggroupinc.com.

Approval Chart 2 (FM)

Standard Response Fusible Link Sidewall Sprinkler VK112
 Maximum 175 PSI (12 Bar) WWP

KEY	
Temperature	→
Finish	↓
Escutcheon (if applicable)	←

Base Part Number ¹	SIN	Sprinkler Style	Thread Size		Nominal K-Factor		Overall Length		FM Approvals ³ (Refer also to Design Criteria below.)
			NPT	BSP	U.S.	metric ²	Inches	mm	
12974	VK112	HSW	1/2"	15 mm	5.6	80.6	2-9/16	64	A1X, B1Y
NOTICE - Product Below - Limited Availability (Contact Local Viking Office)									
05559	VK112	HSW	1/2"	15 mm	5.6	80.6	2-1/2	64	A1X, B1Y
Approved Temperature Ratings A - 165 °F (74 °C), 220 °F (104 °C), and 286 °F (141 °C) B - 165 °F (74 °C) and 220 °F (104 °C)			Approved Finish 1 - Brass			Approved Escutcheons X - Installed with standard surface-mounted escutcheons or the Viking Microfast® Model F-1 Adjustable Escutcheon Y - Installed with the Viking Model G-1 Recessed Escutcheon			
Footnotes									
¹ Base part number shown. For complete part number, refer to Viking's current price schedule. ² Metric K-factor measurement shown is when pressure is measured in Bar. When pressure is measured in kPa, divide the metric K-factor shown by 10.0. ³ This table shows the FM Approvals available at the time of printing. Other approvals may be in process.									

DESIGN CRITERIA - FM

(Also refer to Approval Chart 2 above.)

FM Approval Requirements:

Sprinkler VK112 is FM Approved as a standard response **Non-Storage** horizontal sidewall sprinkler as indicated in the FM Approval Guide. For specific application and installation requirements, reference the latest applicable FM Loss Prevention Data Sheets (including Data Sheet 2-0). FM Global Loss Prevention Data Sheets contain guidelines relating to, but not limited to: minimum water supply requirements, hydraulic design, ceiling slope and obstructions, minimum and maximum allowable spacing, and deflector distance below the ceiling.

NOTE: The FM installation guidelines may differ from cULus and/or NFPA criteria.

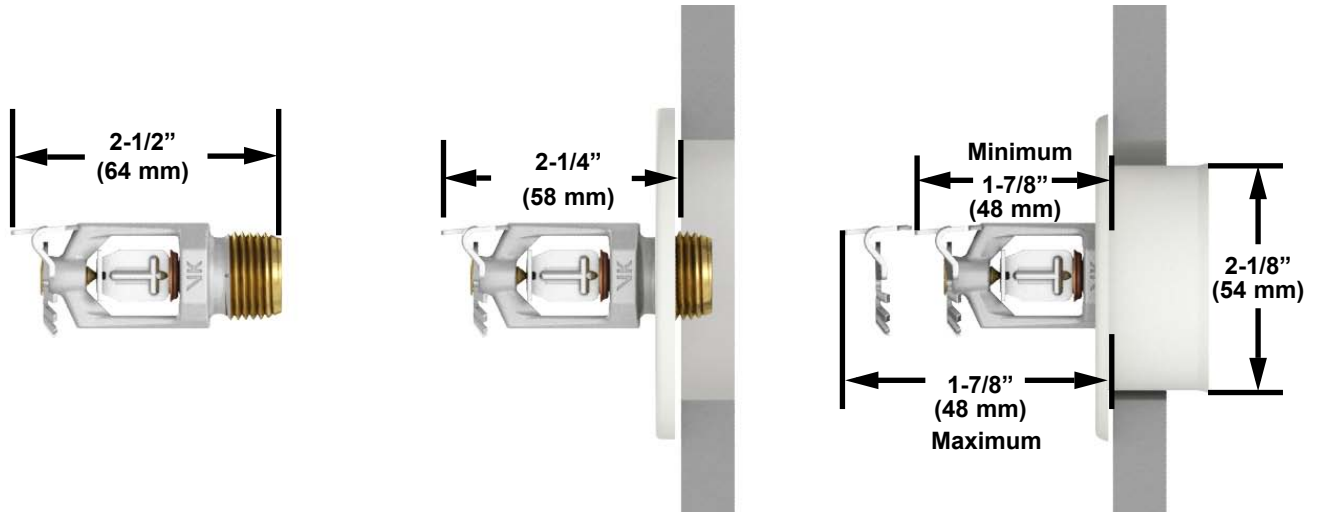
IMPORTANT: Always refer to Bulletin Form No. F_091699 - Care and Handling of Sprinklers. Also refer to Form No. F_080614 for general care, installation, and maintenance information. Viking sprinklers are to be installed in accordance with the latest edition of Viking technical data, the appropriate standards of NFPA, LPCB, APSAD, VdS or other similar organizations, and also with the provisions of governmental codes, ordinances, and standards, whenever applicable.



TECHNICAL DATA

**STANDARD RESPONSE
FUSIBLE LINK SIDEWALL
SPRINKLER VK112 (K5.6)**

The Viking Corporation, 210 N Industrial Park Drive, Hastings MI 49058
 Telephone: 269-945-9501 Technical Services: 877-384-5464 Fax: 269-818-1680 Email: techsvcs@vikingcorp.com
 Visit the Viking website for the latest edition of this technical data page www.vikinggroupinc.com.

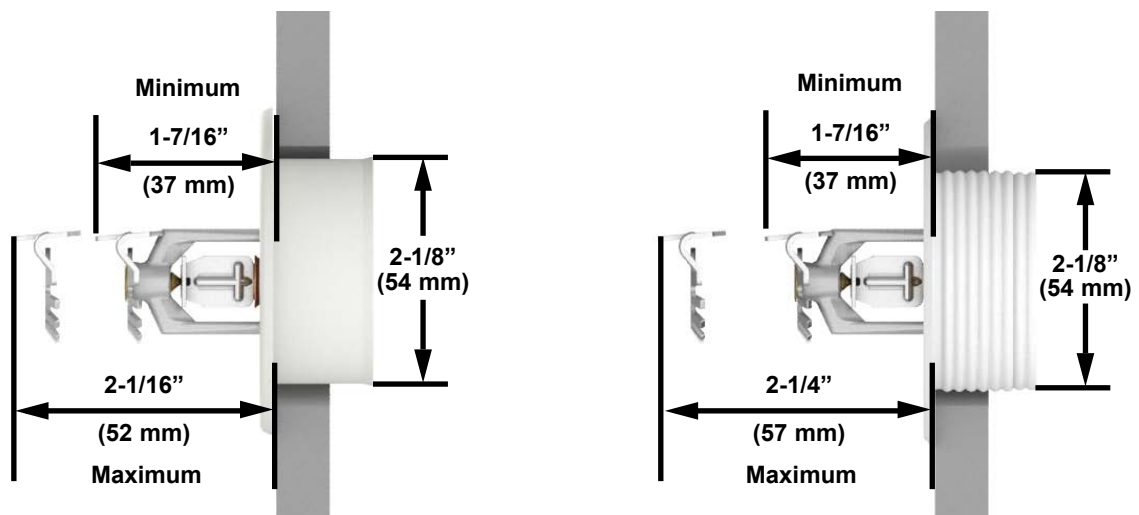


Wall Opening Size:
 2-5/16" (59 mm) minimum
 2-1/2" (64 mm) maximum

Installed with a standard
 1/8" surface-mounted
 escutcheon

Installed with a Microfast
 Model F-1 Adjustable
 Escutcheon

Figure 3: Sidewall Sprinkler Dimensions with a Standard Escutcheon and the Model F-1 Adjustable Escutcheon



Wall Opening Size:
 2-5/16" (59 mm) minimum
 2-1/2" (64 mm) maximum

Installed with the
 Micromatic Model E-1
 Recessed Escutcheon

Installed with the
 Threaded Model E-2
 Recessed Escutcheon

Figure 4: Sidewall Sprinkler VK112 Dimensions with the Model E-1 and E-2 Recessed Escutcheons