



## TECHNICAL DATA

### MICROFAST® QUICK RESPONSE FUSIBLE ELEMENT HSW SPRINKLER VK307 (K5.6)

The Viking Corporation, 210 N Industrial Park Drive, Hastings MI 49058

Telephone: 269-945-9501 Technical Services: 877-384-5464 Fax: 269-818-1680 Email: techsvcs@vikingcorp.com

Visit the Viking website for the latest edition of this technical data page [www.vikinggroupinc.com](http://www.vikinggroupinc.com).

### 1. DESCRIPTION

The Viking Microfast® Quick Response Fusible Element Horizontal Sidewall Sprinkler VK307 is a small thermosensitive solder link spray sprinkler available with various finishes and temperature ratings to meet design requirements. The special Polyester and Polytetrafluoroethylene (PTFE) coatings can be used in decorative applications where colors are desired.

### 2. LISTINGS AND APPROVALS




cULus Listed: Category VNIV



FM Approved: Class 2020

Refer to Approval Chart 1 and Design Criteria for cULus Listing requirements, and refer to Approval Chart 2 and Design Criteria for FM Approval requirements that must be followed.



### 3. TECHNICAL DATA

#### Specifications:

Minimum Operating Pressure: 7 psi (0.5 bar)  
 Maximum Working Pressure: 175 psi (12 bar).  
 Factory tested hydrostatically to 500 psi (34.5 bar)  
 Deflector (Sprinkler 13949): U.S.A. Patent No. 4,296,816  
 Thread Size: 1/2" (15 mm) NPT  
 Nominal K-Factor: 5.6 U.S. (80.6 metric\*)

\*Metric K-factor measurement shown is when pressure is measured in Bar. When pressure is measured in kPa, divide the metric K-factor shown by 10.0.

Overall Length: Refer to the Approval Charts

#### Material Standards:

Frame Casting: Brass UNS-C84400  
 Deflector: Copper UNS-C19500  
 Fusible Element Assembly: Nickel Alloy  
 Trigger and Support: Stainless Steel UNS-S31600  
 Belleville Spring Sealing Assembly: Nickel Alloy, coated on both sides with PTFE Tape  
 Seat and Insert Assembly: Copper UNS-C11000 and Stainless Steel UNS-S30400  
 Screw: Brass UNS-C36000  
For PTFE Coated Sprinklers: Belleville Spring-Exposed, Screw-Nickel Plated, Pip Cap-PTFE Coated  
For Polyester Coated Sprinklers: Belleville Spring-Exposed

#### Ordering Information: (Also refer to the current Viking price list.)

Order Quick Response Horizontal Sidewall Fusible Element Sprinkler VK307 by first adding the appropriate suffix for the sprinkler finish and then the appropriate suffix for the temperature rating to the sprinkler base part number.

Finish Suffix: Brass = A, Chrome = F, White Polyester = M-/W, Black Polyester = M-/B, and Black PTFE = N

Temperature Suffix: 165 °F / 74 °C = C, 205 °F / 96 °C = E, and 280 °F / 138 °C = G

For example, sprinkler VK307 with a Brass finish and a 165 °F / 74 °C temperature rating = Part No. 13947AC

**Available Finishes And Temperature Ratings:** Refer to Table 1.

**Accessories:** (Also refer to the Viking website.)

#### Sprinkler Wrenches:

- A. Standard Wrench: Part No. 21475M/B (available since 2017).
  - B. Wrench for recessed sprinklers with protective shields: Part No. 13655W/B\*\* (available since 2003)
- \*\*A 1/2" ratchet is required (not available from Viking).

#### Sprinkler Cabinets:

- A. Six-head capacity: Part No. 01724A (available since 1971)
- B. Twelve-head capacity: Part No. 01725A (available since 1971)



**WARNING:** Cancer and Reproductive Harm-  
[www.P65Warnings.ca.gov](http://www.P65Warnings.ca.gov)



## TECHNICAL DATA

### MICROFAST® QUICK RESPONSE FUSIBLE ELEMENT HSW SPRINKLER VK307 (K5.6)

The Viking Corporation, 210 N Industrial Park Drive, Hastings MI 49058

Telephone: 269-945-9501 Technical Services: 877-384-5464 Fax: 269-818-1680 Email: techsvcs@vikingcorp.com

Visit the Viking website for the latest edition of this technical data page [www.vikinggroupinc.com](http://www.vikinggroupinc.com).

#### 4. INSTALLATION

Refer to appropriate NFPA Installation Standards.

#### 5. OPERATION

During fire conditions, the heat-sensitive fusible element assembly disengages, releasing the seat and spring assemblies to open the waterway. Water flowing through the sprinkler orifice strikes the sprinkler deflector, forming a uniform spray pattern to extinguish or control the fire.

#### 6. INSPECTIONS, TESTS AND MAINTENANCE

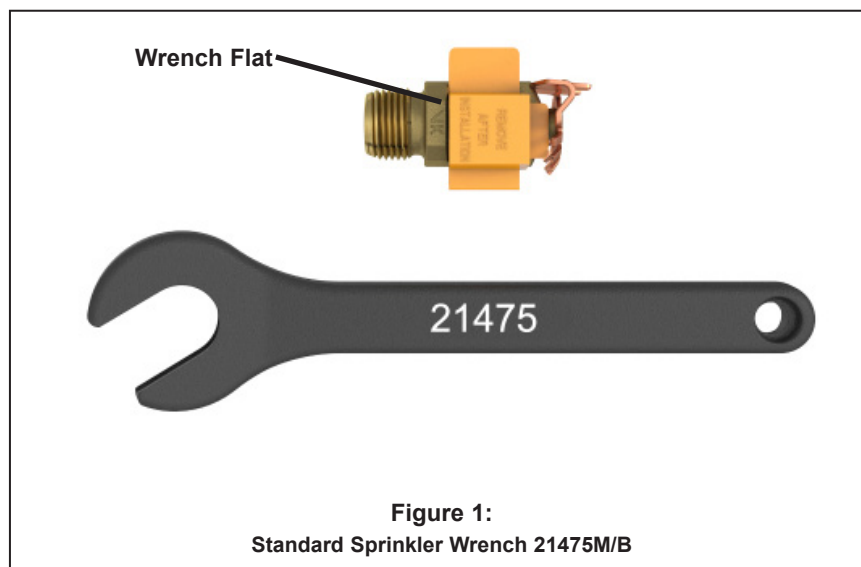
Refer to NFPA 25 for Inspection, Testing and Maintenance requirements.

#### 7. AVAILABILITY

Viking Quick Response Horizontal Sidewall Sprinklers are available through a network of domestic and international distributors. See The Viking Corporation web site for the closest distributor or contact The Viking Corporation.

#### 8. GUARANTEE

For details of warranty, refer to Viking's current list price schedule or contact Viking directly.





**TECHNICAL DATA**

**MICROFAST® QUICK  
RESPONSE FUSIBLE  
ELEMENT HSW SPRINKLER  
VK307 (K5.6)**

The Viking Corporation, 210 N Industrial Park Drive, Hastings MI 49058  
 Telephone: 269-945-9501 Technical Services: 877-384-5464 Fax: 269-818-1680 Email: techsvcs@vikingcorp.com  
 Visit the Viking website for the latest edition of this technical data page www.vikinggroupinc.com.

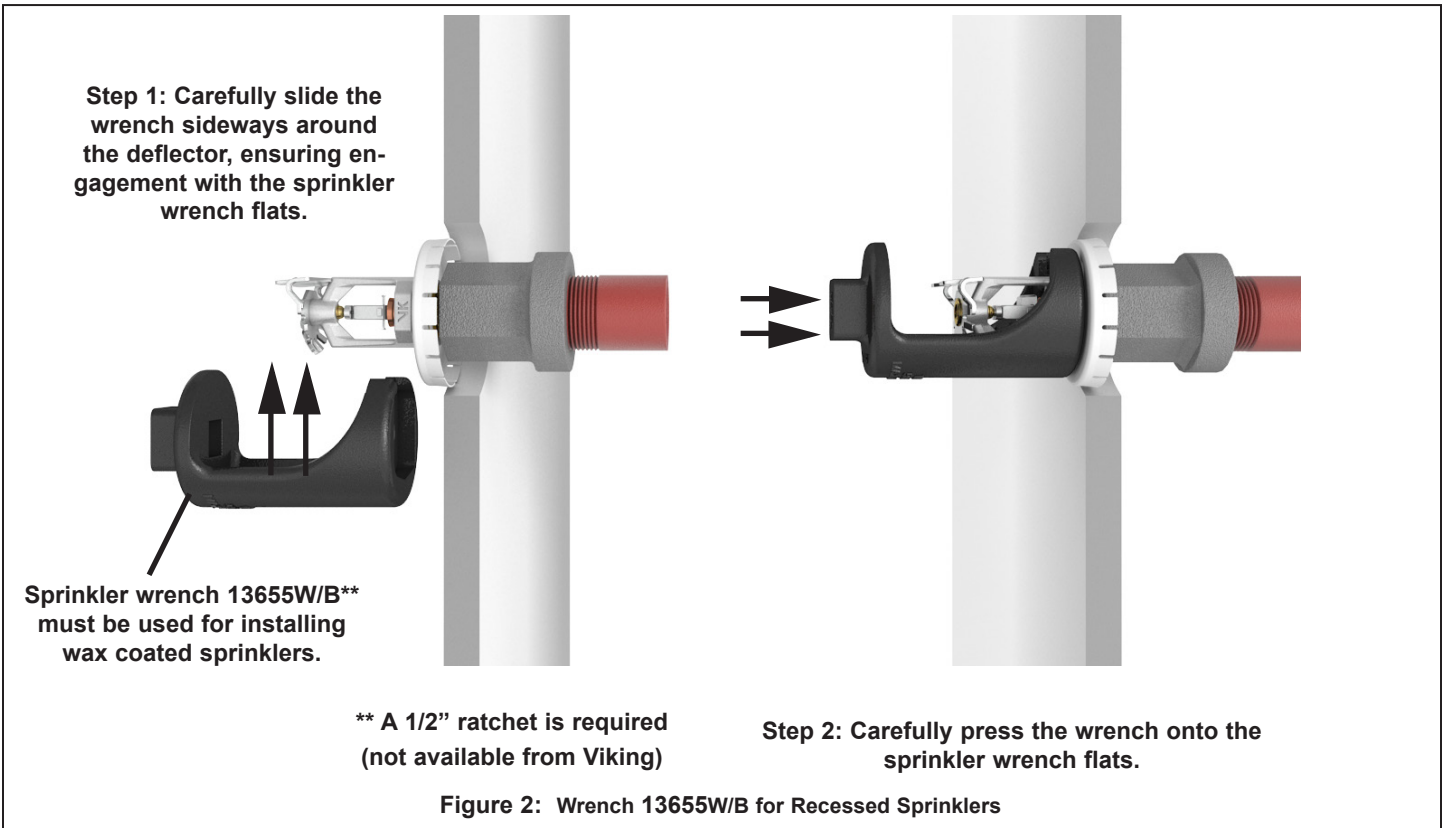
**TABLE 1: AVAILABLE SPRINKLER TEMPERATURE RATINGS AND FINISHES**


Sprinkler Temperature Classification	Sprinkler Nominal Temperature Rating <sup>1</sup>	Maximum Ambient Ceiling Temperature <sup>2</sup>	Frame Paint Color
Ordinary	165 °F (74 °C)	100 °F (38 °C)	None
Intermediate	205 °F (96 °C)	150 °F (65 °C)	White
High	280 °F (138 °C)	225 °F (107 °C)	Blue

**Sprinkler Finishes:** Brass, Chrome, White Polyester<sup>3</sup>, Black Polyester<sup>3</sup>, and Black PTFE<sup>3</sup>

**Footnotes**

- <sup>1</sup> Decorative sprinklers may not be color coded. The temperature rating is stamped on the deflector.
- <sup>2</sup> Based on NFPA-13. Other limits may apply, depending on fire loading, sprinkler location, and other requirements of the Authority Having Jurisdiction. Refer to specific installation standards.
- <sup>3</sup> For automatic sprinklers, the coatings indicated are applied to the exposed exterior surfaces only. Note that the spring is exposed on sprinklers with Polyester and PTFE coatings. For PTFE coated open sprinklers only, the waterway is coated.




	<h2 style="margin: 0;">TECHNICAL DATA</h2>	<h3 style="margin: 0;">MICROFAST® QUICK RESPONSE FUSIBLE ELEMENT HSW SPRINKLER VK307 (K5.6)</h3>
---	--	--

The Viking Corporation, 210 N Industrial Park Drive, Hastings MI 49058  
 Telephone: 269-945-9501 Technical Services: 877-384-5464 Fax: 269-818-1680 Email: techsvcs@vikingcorp.com  
 Visit the Viking website for the latest edition of this technical data page www.vikinggroupinc.com.

<b>Approval Chart 1 (UL)</b> Quick Response Fusible Element Horizontal Sidewall Sprinkler VK307 Maximum 175 PSI WWP For Light Hazard Occupancies Only.												
Base Part Number <sup>1</sup>	SIN	Maximum Pressure	Thread Size		Nominal K-Factor		Overall Length		Listings and Approvals <sup>3</sup> (Refer also to Design Criteria below.)			
			NPT	BSP	U.S.	metric <sup>2</sup>	Inches	mm	cULus <sup>4</sup>	LPCB	CE	UL
<b>Deflectors must be located 4" to 6" (102 mm to 152 mm) below the ceiling.</b>												
13947	VK307	175 psi	1/2"	15 mm	5.6	80.6	2-1/2	64	A1Y, B1X	--	--	--
<b>Deflectors must be located 6" to 12" (152 mm to 305 mm) below the ceiling.</b>												
13947	VK307	175 psi	1/2"	15 mm	5.6	80.6	2-1/2	64	A1Y	--	--	--
<b>NOTICE - Product Below - Limited Availability (Contact Local Viking Office)</b>												
<b>Deflectors must be located 4" to 6" (102 mm to 152 mm) below the ceiling.</b>												
13948	VK307	175 psi	1/2"	15 mm	5.6	80.6	2-1/2	64	A1Y, B1X	--	--	--
<b>Deflectors must be located 6" to 12" (152 mm to 305 mm) below the ceiling.</b>												
13948	VK307	175 psi	1/2"	15 mm	5.6	80.6	2-1/2	64	A1Y	--	--	--
<b>Approved Temperature Ratings</b>			<b>Approved Finishes</b>				<b>Approved Escutcheons</b>					
A - 165 °F (74 °C), 205 °F (96 °C), 280 °F (138 °C) B - 165 °F (74 °C) and 205 °F (96 °C)			1 - Brass, Chrome, White Polyester <sup>5</sup> , Black Polyester <sup>5</sup> , and Black PTFE				X - Installed with standard surface-mounted escutcheons or the Viking Microfast® Model F-1 Adjustable Escutcheon, or recessed with the Viking Micromatic® Model E-1 or E-2 Recessed Escutcheon Y - Installed with standard surface-mounted escutcheons or the Viking Microfast® Model F-1 Adjustable Escutcheon					
<b>Footnotes</b>												
<sup>1</sup> Base part number shown. For complete part number, refer to Viking's current price schedule. <sup>2</sup> Metric K-factor measurement shown is when pressure is measured in Bar. When pressure is measured in kPa, divide the metric K-factor shown by 10.0. <sup>3</sup> This table shows the listings and approvals available at the time of printing. Other approvals may be in process. <sup>4</sup> Listed by Underwriters Laboratories Inc. for use in the U.S. and Canada. <sup>5</sup> Other colors are available on request with the same Listings and Approvals as the standard colors.												

<b>DESIGN CRITERIA - UL</b> (Also refer to Approval Chart 1 above.)
<b>cULus Listing Requirements:</b> Quick Response Horizontal Sprinkler VK307 is cULus Listed as indicated in the Approval Chart for installation in accordance with the latest edition of NFPA 13 for sidewall standard spray sprinklers. <ul style="list-style-type: none"> <li>• Sprinkler VK307 is limited to Light Hazard occupancies only.</li> <li>• Locate Sprinkler VK307 with the deflector 6" to 12" (152 mm to 305 mm) below the ceiling.</li> <li>• Protection areas and maximum spacing shall be in accordance with the tables provided in NFPA 13.</li> <li>• Minimum spacing allowed is 6 ft. (1.8 m).</li> <li>• Align the top of the deflector parallel with the ceiling.</li> <li>• Locate no less than 4" (102 mm) from end walls.</li> <li>• Maximum distance from end walls shall be no more than one-half of the allowable distance between sprinklers. The distance shall be measured perpendicular to the wall.</li> <li>• The sprinkler installation and obstruction rules contained in NFPA 13 for sidewall standard spray sprinklers must be followed.</li> </ul>
<b>IMPORTANT: Always refer to Bulletin Form No. F_091699 - Care and Handling of Sprinklers. Also refer to Form No. F_080614 for general care, installation, and maintenance information. Viking sprinklers are to be installed in accordance with the latest edition of Viking technical data, the appropriate standards of NFPA, LPCB, APSAD, VdS or other similar organizations, and also with the provisions of governmental codes, ordinances, and standards, whenever applicable.</b>

	<b>TECHNICAL DATA</b>	<b>MICROFAST® QUICK RESPONSE FUSIBLE ELEMENT HSW SPRINKLER VK307 (K5.6)</b>
---	-----------------------	---

The Viking Corporation, 210 N Industrial Park Drive, Hastings MI 49058  
 Telephone: 269-945-9501 Technical Services: 877-384-5464 Fax: 269-818-1680 Email: techsvcs@vikingcorp.com  
 Visit the Viking website for the latest edition of this technical data page www.vikinggroupinc.com.

<b>Approval Chart 2 (FM)</b> Quick Response Fusible Element Horizontal Sidewall Sprinkler VK307 Maximum 175 PSI WWP	<table border="1" style="border-collapse: collapse;"> <tr> <td style="padding: 2px;">Temperature</td> <td style="padding: 2px;">KEY</td> </tr> <tr> <td style="padding: 2px;">Finish</td> <td style="padding: 2px;"></td> </tr> <tr> <td style="padding: 2px;">A1X ← Escutcheon (if applicable)</td> <td style="padding: 2px;"></td> </tr> </table>	Temperature	KEY	Finish		A1X ← Escutcheon (if applicable)	
Temperature	KEY						
Finish							
A1X ← Escutcheon (if applicable)							

Base Part Number <sup>1</sup>	SIN	Maximum Pressure	Thread Size		Nominal K-Factor		Overall Length		FM Approvals <sup>3</sup> (Refer also to Design Criteria below.)
			NPT	BSP	U.S.	metric <sup>2</sup>	Inches	mm	
13947	VK307	175 psi	1/2"	15 mm	5.6	80.6	2-1/2	64	A1Y, B1X

**NOTICE - Product Below - Limited Availability (Contact Local Viking Office)**

13948	VK307	175 psi	1/2"	15 mm	5.6	80.6	2-1/2	64	A1Y, B1X
-------	-------	---------	------	-------	-----	------	-------	----	----------

<p style="text-align: center;"><b>Approved Temperature Ratings</b></p> A - 165 °F (74 °C), 205 °F (96 °C), 280 °F (138 °C) B - 165 °F (74 °C) and 205 °F (96 °C)	<p style="text-align: center;"><b>Approved Finishes</b></p> 1 - Brass and Chrome	<p style="text-align: center;"><b>Approved Escutcheons</b></p> X - Installed with standard surface-mounted escutcheons or the Viking Microfast® Model F-1 Adjustable Escutcheon, or recessed with the Viking Micromatic® Model E-1 or E-2 Recessed Escutcheons, or G-1 Recessed Escutcheon Y - Installed with standard surface-mounted escutcheons or the Viking Microfast® Model F-1 Adjustable Escutcheon, or G-1 Recessed Escutcheon
---	--	--

**Footnotes**

<sup>1</sup> Base part number shown. For complete part number, refer to Viking's current price schedule.  
<sup>2</sup> Metric K-factor measurement shown is when pressure is measured in Bar. When pressure is measured in kPa, divide the metric K-factor shown by 10.0.  
<sup>3</sup> This table shows the FM Approvals available at the time of printing. Other approvals may be in process.

**DESIGN CRITERIA - FM**  
 (Also refer to Approval Chart 2 above.)

**FM Approval Requirements:**  
 Horizontal Sidewall Sprinkler VK307 is FM Approved as quick response **Non-storage** sidewall sprinklers as indicated in the FM Approval Guide. For specific application and installation requirements, reference the latest applicable FM Loss Prevention Data Sheets (including Data Sheet 2-0). FM Global Loss Prevention Data Sheets contain guidelines relating to, but not limited to: minimum water supply requirements, hydraulic design, ceiling slope and obstructions, minimum and maximum allowable spacing, and deflector distance below the ceiling.

**NOTE: The FM installation guidelines may differ from cULus and/or NFPA criteria.**

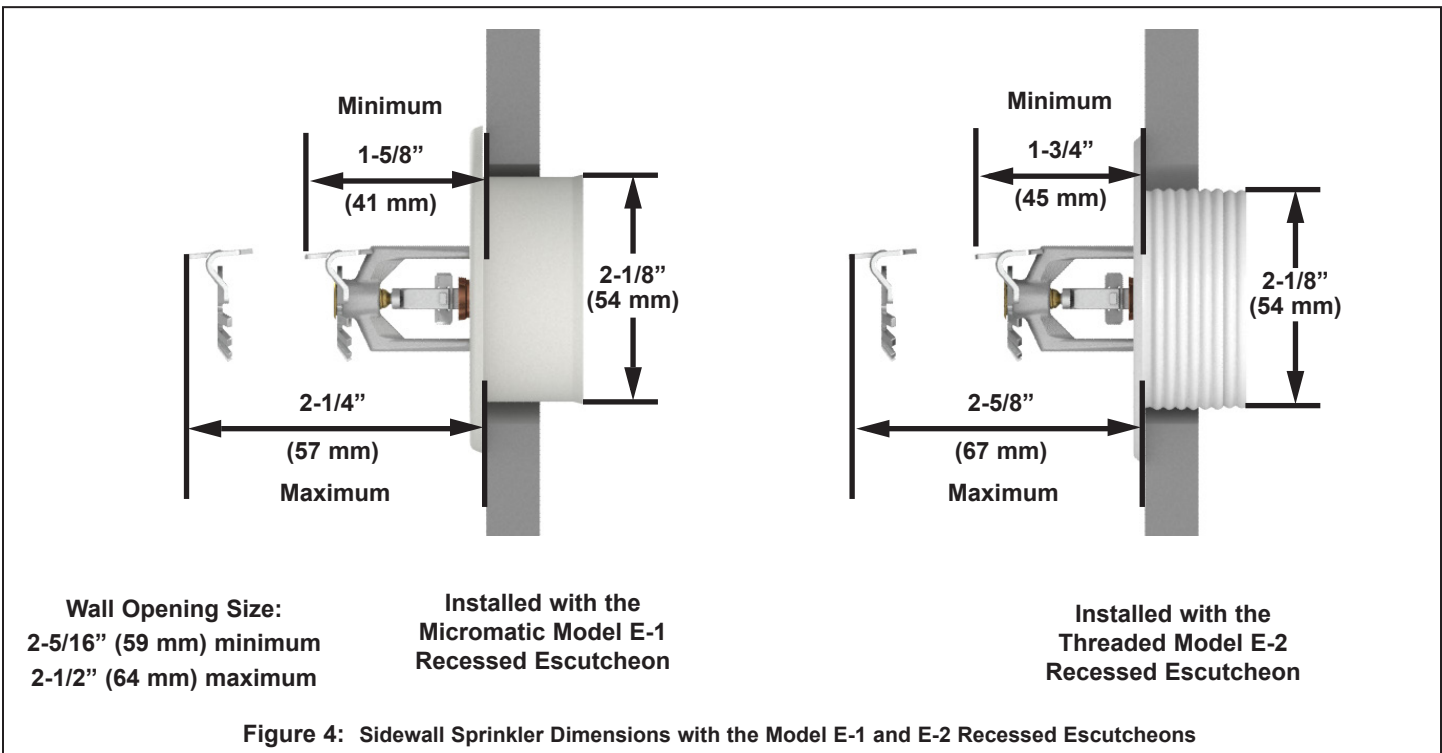
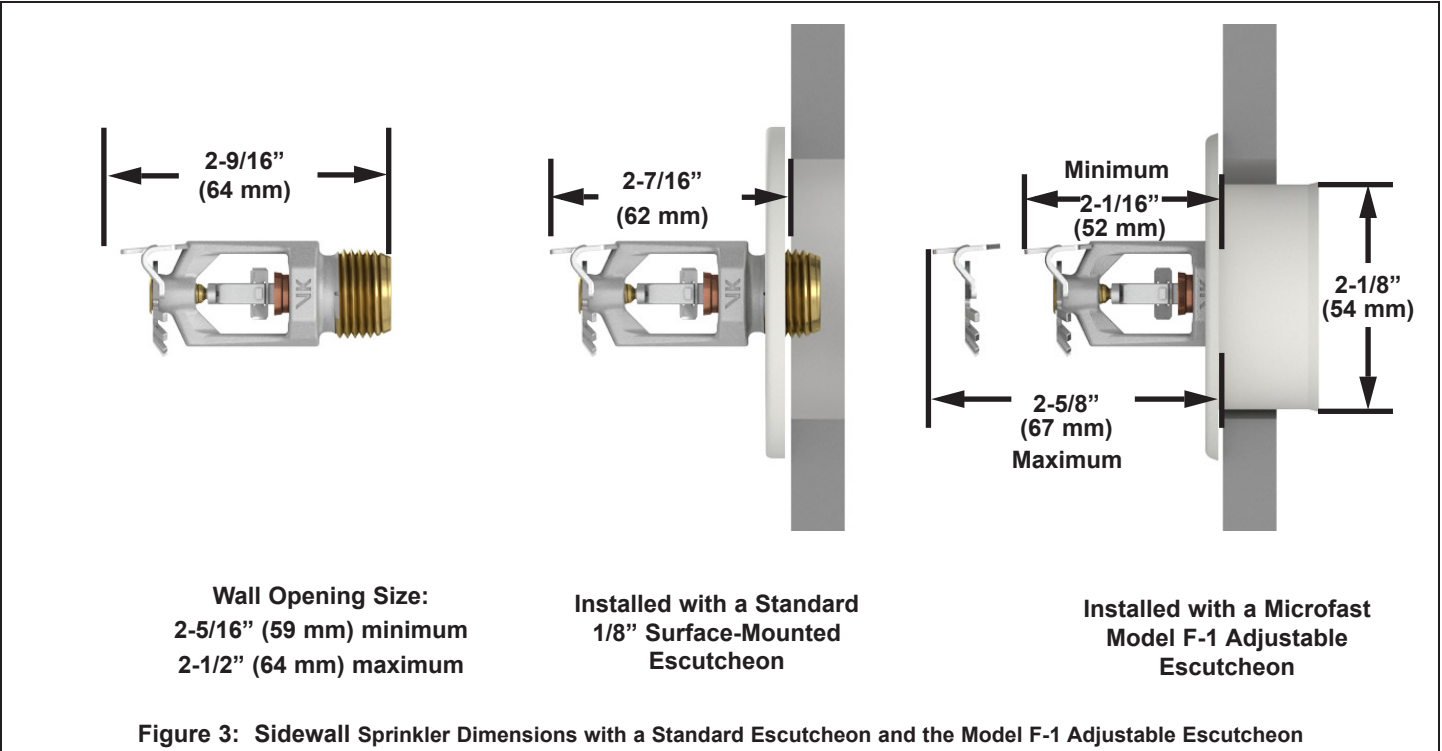
**IMPORTANT: Always refer to Bulletin Form No. F\_091699 - Care and Handling of Sprinklers. Also refer to Form No. F\_080614 for general care, installation, and maintenance information. Viking sprinklers are to be installed in accordance with the latest edition of Viking technical data, the appropriate standards of NFPA, LPCB, APSAD, VdS or other similar organizations, and also with the provisions of governmental codes, ordinances, and standards, whenever applicable.**



**TECHNICAL DATA**

**MICROFAST® QUICK  
RESPONSE FUSIBLE  
ELEMENT HSW SPRINKLER  
VK307 (K5.6)**

The Viking Corporation, 210 N Industrial Park Drive, Hastings MI 49058  
 Telephone: 269-945-9501 Technical Services: 877-384-5464 Fax: 269-818-1680 Email: techsvcs@vikingcorp.com  
 Visit the Viking website for the latest edition of this technical data page www.vikinggroupinc.com.





**TECHNICAL DATA**

**MICROFAST® QUICK  
RESPONSE FUSIBLE  
ELEMENT HSW SPRINKLER  
VK307 (K5.6)**

The Viking Corporation, 210 N Industrial Park Drive, Hastings MI 49058  
 Telephone: 269-945-9501 Technical Services: 877-384-5464 Fax: 269-818-1680 Email: techsvcs@vikingcorp.com  
 Visit the Viking website for the latest edition of this technical data page www.vikinggroupinc.com.

