



TECHNICAL DATA

STANDARD RESPONSE ELO PENDENT SPRINKLER VK536 (STORAGE-DENSITY/AREA)

The Viking Corporation, 210 N Industrial Park Drive, Hastings MI 49058

Telephone: 269-945-9501 Technical Services: 877-384-5464 Fax: 269-818-1680 Email: techsvcs@vikingcorp.com

Visit the Viking website for the latest edition of this technical data page www.vikinggroupinc.com

1. DESCRIPTION

The Viking Standard Response ELO Pendent Sprinkler VK536 is a thermosensitive glass bulb spray sprinkler available in several different finishes and temperature ratings to meet design requirements. The special Polyester, PTFE, and Electroless Nickel PTFE (ENT) coatings can be used in decorative applications where colors are desired. In addition, these coatings have been investigated for installation in corrosive atmospheres and are listed/approved as corrosion resistant as indicated in the Approval Charts. (Note: **FM Global approves the ENT coating as corrosion resistant.** FM Global has no approval classification for PTFE or Polyester coatings as corrosion resistant.)

The extra-large orifice provides greater flows at lower pressures than standard orifice or large orifice sprinklers. This feature allows reduced pipe sizing for hydraulically calculated sprinkler systems, which require high densities of water. Viking Standard Response Extra-Large Orifice Sprinklers may eliminate the need for a fire pump or reduce the size of the pump if it is required. On existing systems, replacing large orifice sprinklers with extra-large orifice sprinklers may provide the higher densities required to allow an increase in the hazard classification of an occupancy.

Viking standard response sprinklers may be ordered and/or used as open sprinklers (glass bulb and pip cap assembly removed) on deluge systems. Refer to Ordering Instructions below.



NOTE: As of May 2018 all logos have been removed from the wrench boss.

2. LISTINGS AND APPROVALS



cULus Listed: Category VNIV

FM Approved: Class 2009



NYC Approved: MEA 89-92-E, Volume 3

NOTE: Pendent Sprinkler VK536 is cULus Listed as a Specific Application Sprinkler as indicated in Design Criteria on page 4.

Refer to Approval Chart 1 and Design Criteria for cULus Listing requirements, and refer to Approval Chart 2 and Design Criteria on page 5 for FM Approval requirements that must be followed.

3. TECHNICAL DATA

Specifications:

Available since 1992.

Maximum Working Pressure: 175 psi (12 bar). Factory tested hydrostatically to 500 psi (34.5 bar).

Thread size: 3/4" NPT or 20 mm BSP

Nominal K-Factor: 11.2 U.S. (161.3 metric*)

*Metric K-factor measurement shown is when pressure is measured in Bar. When pressure is measured in kPa, divide the metric K-factor shown by 10.0.

Glass-bulb fluid temperature rated to -65 °F (-55 °C)

Overall Length: 2-5/16" (58.7 mm)

Material Standards:

Sprinkler Frame: Brass UNS-C84400

Deflector: Brass UNS-C26000

Bulb: Glass, nominal 5 mm diameter

Pip Cap and Insert Assembly: Copper UNS-C11000 and Stainless Steel UNS-S30400

Compression Screw: Brass UNS-C36000

Belleville Spring Sealing Assembly: Nickel Alloy, coated on both sides with PTFE Tape

For PTFE Coated Sprinklers: Belleville Spring-Exposed, Screw-Nickel Plated, Pip Cap-PTFE Coated

For Polyester Coated Sprinklers: Belleville Spring-Exposed

For ENT Coated Sprinklers: Belleville Spring-Exposed, Screw and Pipcap-ENT plated



TECHNICAL DATA

STANDARD RESPONSE ELO PENDENT SPRINKLER VK536 (STORAGE-DENSITY/AREA)

The Viking Corporation, 210 N Industrial Park Drive, Hastings MI 49058

Telephone: 269-945-9501 Technical Services: 877-384-5464 Fax: 269-818-1680 Email: techsvcs@vikingcorp.com

Visit the Viking website for the latest edition of this technical data page www.vikinggroupinc.com

Ordering Information: (Also refer to the current Viking price list.)

Order Standard Response Extra-Large Orifice Pendent Sprinkler VK536 by first adding the appropriate suffix for the sprinkler finish and then the appropriate suffix for the temperature rating to the sprinkler base part number.

Finish Suffix: Brass = A, Chrome = F, White Polyester = M-W, Black Polyester = M-B, Black PTFE = N, Wax Coated = C, and ENT = JN

Temperature Suffix (°F/°C): 155°/68° = B, 175°/79° = D, 200°/93° = E, 286°/141° = G, OPEN = Z (PTFE only).

For example, sprinkler VK536 with a Brass finish and a 155 °F/68 °C temperature rating = Part No. 07961AB

Available Finishes And Temperature Ratings: Refer to Table 1

Accessories: (Also refer to the Viking website.)

Sprinkler Wrenches:

A. Standard Wrench: Part No. 05118CWB (available since 1981).

B. Wrench for recessed pendent and/or coated sprinklers: Part No. 11663WB** (available since 2001)

**A ½" ratchet is required (not available from Viking).

Sprinkler Cabinets:

A. Six-head capacity: Part No. 01724A (available since 1971)

B. Twelve-head capacity: Part No. 01725A (available since 1971)

4. INSTALLATION

Refer to appropriate NFPA Installation Standards.

5. OPERATION

During fire conditions, when the temperature around the sprinkler reaches its operating temperature, the heat-sensitive liquid in the glass bulb expands, causing the bulb to shatter, releasing the pip cap and sealing spring assembly. Water flowing through the sprinkler orifice strikes the sprinkler deflector, forming a uniform spray pattern to extinguish or control the fire.

6. INSPECTIONS, TESTS AND MAINTENANCE

Refer to NFPA 25 for Inspection, Testing and Maintenance requirements.

7. AVAILABILITY

Viking Standard Response Extra-Large Orifice Pendent Sprinkler VK536 is available through a network of domestic and international distributors. See The Viking Corporation web site for the closest distributor or contact The Viking Corporation.

8. GUARANTEE

For details of warranty, refer to Viking's current list price schedule or contact Viking directly.



TECHNICAL DATA

**STANDARD RESPONSE
ELO PENDENT SPRINKLER
VK536
(STORAGE-DENSITY/AREA)**

The Viking Corporation, 210 N Industrial Park Drive, Hastings MI 49058
 Telephone: 269-945-9501 Technical Services: 877-384-5464 Fax: 269-818-1680 Email: techsvcs@vikingcorp.com
 Visit the Viking website for the latest edition of this technical data page www.vikinggroupinc.com

TABLE 1: AVAILABLE SPRINKLER TEMPERATURE RATINGS AND FINISHES

Sprinkler Temperature Classification	Sprinkler Nominal Temperature Rating ¹	Maximum Ambient Ceiling Temperature ²	Bulb Color
Ordinary	155 °F (68 °C)	100 °F (38 °C)	Red
Intermediate	175 °F (79 °C)	150 °F (65 °C)	Yellow
Intermediate	200 °F (93 °C)	150 °F (65 °C)	Green
High	286 °F (141 °C)	225 °F (107 °C)	Blue

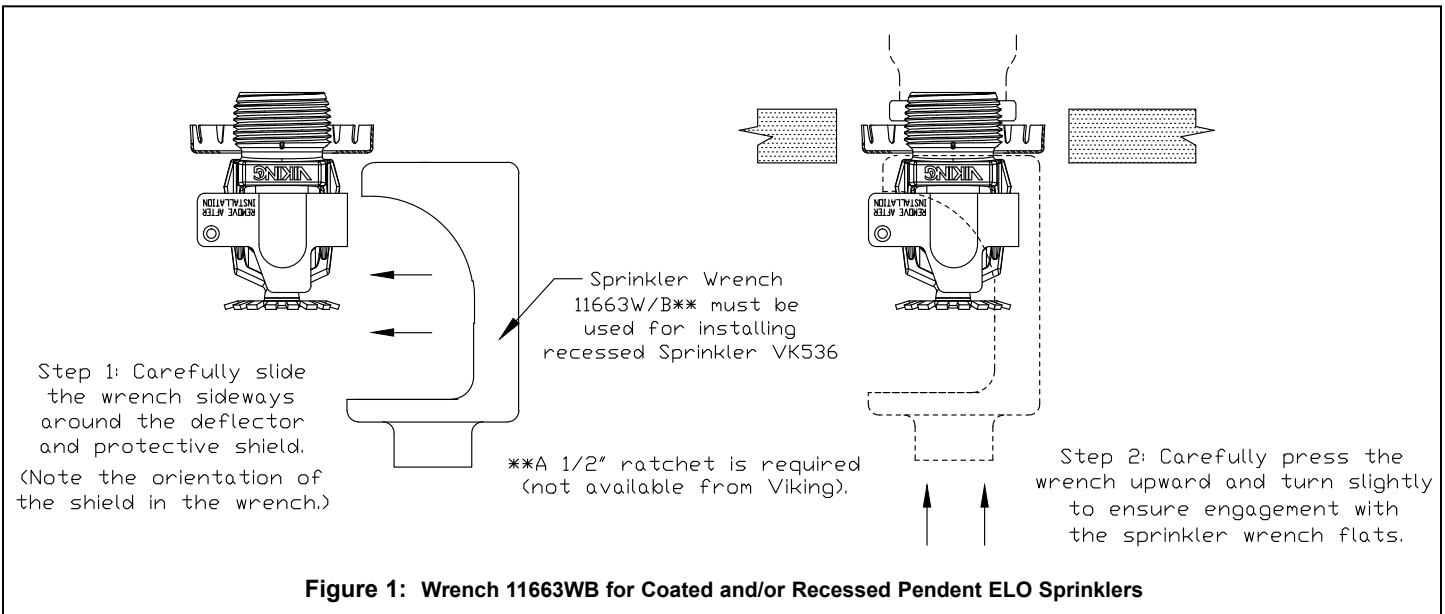
Sprinkler Finishes: Brass, Chrome, White Polyester, Black Polyester, Black PTFE, and ENT

Corrosion-Resistant Coatings³: White Polyester, Black Polyester, and Black PTFE in all temperature ratings. ENT in all temperature ratings except 135°F (57°C). Wax-Coated Brass for sprinklers with the following temperature ratings:

155 °F (68 °C) Lt. Brown Wax 175 °F (79 °C) Brown Wax 200 °F (93 °C) Brown Wax 286 °F (141 °C) Dk. Brown Wax⁴

Footnotes

- ¹ The sprinkler temperature rating is stamped on the deflector.
- ² Based on NFPA-13. Other limits may apply, depending on fire loading, sprinkler location, and other requirements of the Authority Having Jurisdiction. Refer to specific installation standards.
- ³ The corrosion-resistant coatings have passed the standard corrosion test required by the approving agencies indicated in the Approval Charts. These tests cannot and do not represent all possible corrosive environments. Prior to installation, verify through the end-user that the coatings are compatible with or suitable for the proposed environment. For automatic sprinklers, the coatings indicated are applied to the exposed exterior surfaces only. Note that the spring is exposed on sprinklers with Polyester, ENT, and PTFE coatings. For PTFE coated open sprinklers only, the waterway is coated. For all ENT coated sprinklers, the waterway is coated.
- ⁴ Wax melting point is 170 °F (76 °C) for 286 °F (141 °C) temperature rated sprinklers.



	<h2 style="margin: 0;">TECHNICAL DATA</h2>	<h3 style="margin: 0;">STANDARD RESPONSE ELO PENDENT SPRINKLER VK536 (STORAGE-DENSITY/AREA)</h3>
---	--	--

The Viking Corporation, 210 N Industrial Park Drive, Hastings MI 49058
Telephone: 269-945-9501 Technical Services: 877-384-5464 Fax: 269-818-1680 Email: techsvcs@vikingcorp.com
Visit the Viking website for the latest edition of this technical data page www.vikinggroupinc.com

<h3 style="margin: 0;">Approval Chart 1 (UL)</h3> <p style="margin: 0;">Standard Response Extra-Large Orifice Pendent Sprinklers Maximum 175 PSI (12 Bar) WWP</p>	<table border="1" style="border-collapse: collapse;"> <tr> <td style="padding: 2px;">Temperature</td> <td style="padding: 2px;">KEY</td> </tr> <tr> <td style="padding: 2px;">Finish</td> <td style="padding: 2px;"></td> </tr> <tr> <td style="padding: 2px;">A1X ← Escutcheon (if applicable)</td> <td style="padding: 2px;"></td> </tr> </table>	Temperature	KEY	Finish		A1X ← Escutcheon (if applicable)	
Temperature	KEY						
Finish							
A1X ← Escutcheon (if applicable)							

Base Part Number ¹	SIN	Sprinkler Style	Thread Size		Nominal K-Factor		Overall Length		Listings and Approvals ³ (Refer also to Design Criteria below.)	
			NPT	BSP	U.S.	metric ²	Inches	mm	cULus ⁴	NYC ⁶
07961	VK536	Pendent	3/4"	--	11.2	161.3	2-5/16	58.7	A1Y, B1Z, B2Y, B3X, A3W	A1Y, B1Z, B2Y
14820	VK536	Pendent	--	20 mm	11.2	161.3	2-5/16	58.7	A1Y, B1Z, B2Y, B3X, A3W	--

<p>Approved Temperature Ratings</p> <p>A - 155 °F (68 °C), 175 °F (79 °C), 200 °F (93 °C), and 286 °F (141 °C)</p> <p>B - 155 °F (68 °C), 175 °F (79 °C), and 200 °F (93 °C)</p>	<p>Approved Finishes</p> <p>1 - Brass, Chrome, White Polyester⁵, Black Polyester⁵, and Black PTFE⁵</p> <p>2 - Wax-Coated Brass (corrosion resistant)</p> <p>3 - ENT⁵</p>	<p style="text-align: center;">Escutcheons</p> <p>W - Standard surface-mounted escutcheons only.</p> <p>X - Standard surface-mounted escutcheons or recessed with the Micromatic Model E-1 Escutcheon.</p> <p>Y - Standard surface-mounted escutcheons or the Micro-fast[®] Model F-1 Adjustable Escutcheon</p> <p>Z - Standard surface-mounted escutcheons or the Micro-fast[®] Model F-1 Adjustable Escutcheon, or recessed with the Micromatic[®] Model E-1, E-2, or E-3 Recessed Escutcheon</p>
---	---	---

Footnotes

¹ Base part number shown. For complete part number, refer to Viking's current price schedule.

² Metric K-factor measurement shown is when pressure is measured in Bar. When pressure is measured in kPa, divide the metric K-factor shown by 10.0.

³ This table shows the listings and approvals available at the time of printing. Other approvals may be in process.

⁴ Listed by Underwriters Laboratories Inc. for use in the U.S. and Canada.

⁵ cULus Listed as corrosion-resistant.

⁶ Accepted for use, City of New York Department of Buildings, MEA Number 89-92-E, Vol. 3.

DESIGN CRITERIA - UL
(Also refer to Approval Chart 1 above.)

cULus Listing Requirements:

Standard Response Extra-Large Orifice Pendent Sprinkler VK536 is cULus Listed for installation in accordance with the latest edition of NFPA 13 for standard pendent spray sprinklers:

- Designed for use in hazard occupancies up to and including Extra-Hazard Group II with a minimum operating pressure of 7 psi (0.5 bar).
- Sprinkler VK536 is also cULus Listed for use in High-Piled Storage Occupancies as defined in NFPA 13 with a minimum operating pressure of 7 psi (0.5 bar).
- The sprinkler installation and obstruction rules contained in NFPA 13 for standard spray pendent sprinklers must be followed.

Also:

When acceptable to the Authority Having Jurisdiction, Viking Standard Response Extra-Large Orifice Sprinkler VK536 may be used as a specific-application head with a density of .6/2000 ft.² for wet systems or .6/2600 ft.² for dry systems to protect single-, double-, multiple-row, and portable rack storage of Class I-IV, Group A and B Plastics, cartoned, expanded or unexpanded, as well as exposed unexpanded when the following conditions are met:

- A maximum storage height of 20 ft. (6.1 m).
- A maximum ceiling height of 25 ft. (7.6 m).
- A 36-inch (914 mm) minimum clearance from the deflector to the top of storage.

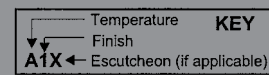
Otherwise, design to the appropriate density/area requirements.

IMPORTANT: Always refer to Bulletin Form No. F_091699 - Care and Handling of Sprinklers. Also refer to Form No. F_080614 for general care, installation, and maintenance information. Viking sprinklers are to be installed in accordance with the latest edition of Viking technical data, the appropriate standards of NFPA, LPCB, APSAD, VdS or other similar organizations, and also with the provisions of governmental codes, ordinances, and standards, whenever applicable.

	<h2 style="margin: 0;">TECHNICAL DATA</h2>	<h3 style="margin: 0;">STANDARD RESPONSE ELO PENDENT SPRINKLER VK536 (STORAGE-DENSITY/AREA)</h3>
---	--	--

The Viking Corporation, 210 N Industrial Park Drive, Hastings MI 49058
 Telephone: 269-945-9501 Technical Services: 877-384-5464 Fax: 269-818-1680 Email: techsvcs@vikingcorp.com
 Visit the Viking website for the latest edition of this technical data page www.vikinggroupinc.com

Approval Chart 2 (FM) Standard Response Extra-Large Orifice Pendent Sprinklers Maximum 175 PSI (12 Bar) WWP									
Base Part Number ¹	SIN	Sprinkler Style	Thread Size		Nominal K-Factor		Overall Length		FM Approvals ³ (Refer also to Design Criteria below.)
			NPT	BSP	U.S.	metric ²	Inches	mm	
07961	VK536	Pendent	3/4"	--	11.2	161.3	2-5/16	58.7	A1X, A2X
14820	VK536	Pendent	--	20 mm	11.2	161.3	2-5/16	58.7	A1X, A2X
Approved Temperature Ratings A - 155 °F (68 °C), 175 °F (79 °C), 200 °F (93 °C), and 286 °F (141 °C)					Approved Finishes 1 - Brass 2 - ENT ⁴			Escutcheons X - Standard surface-mounted escutcheons	
Footnotes									
¹ Base part number shown. For complete part number, refer to Viking's current price schedule. ² Metric K-factor measurement shown is when pressure is measured in Bar. When pressure is measured in kPa, divide the metric K-factor shown by 10.0. ³ This table shows the FM Approvals available at the time of printing. Other approvals may be in process. ⁴ FM Approved as corrosion resistant.									



DESIGN CRITERIA - FM (Also refer to Approval Chart 2 above.)
<p>FM Approval Requirements:</p> <p>Standard Response Extra-Large Orifice Pendent Sprinkler VK536 is FM Approved as a standard response pendent Non-Storage sprinkler, and as a standard response pendent Storage sprinkler as indicated in the FM Approval Guide. For specific application and installation requirements, reference the latest applicable FM Loss Prevention Data Sheets (including 2-0 and 8-9). FM Global Loss Prevention Data Sheets contain guidelines relating to, but not limited to: minimum water supply requirements, hydraulic design, ceiling slope and obstructions, minimum and maximum allowable spacing, and deflector distance below the ceiling.</p> <p>NOTE: The FM installation guidelines may differ from cULus and/or NFPA criteria.</p>
<p>IMPORTANT: Always refer to Bulletin Form No. F_091699 - Care and Handling of Sprinklers. Also refer to Form No. F_080614 for general care, installation, and maintenance information. Viking sprinklers are to be installed in accordance with the latest edition of Viking technical data, the appropriate standards of NFPA, LPCB, APSAD, VdS or other similar organizations, and also with the provisions of governmental codes, ordinances, and standards, whenever applicable.</p>



TECHNICAL DATA

**STANDARD RESPONSE
ELO PENDENT SPRINKLER
VK536
(STORAGE-DENSITY/AREA)**

The Viking Corporation, 210 N Industrial Park Drive, Hastings MI 49058
 Telephone: 269-945-9501 Technical Services: 877-384-5464 Fax: 269-818-1680 Email: techsvcs@vikingcorp.com
 Visit the Viking website for the latest edition of this technical data page www.vikinggroupinc.com

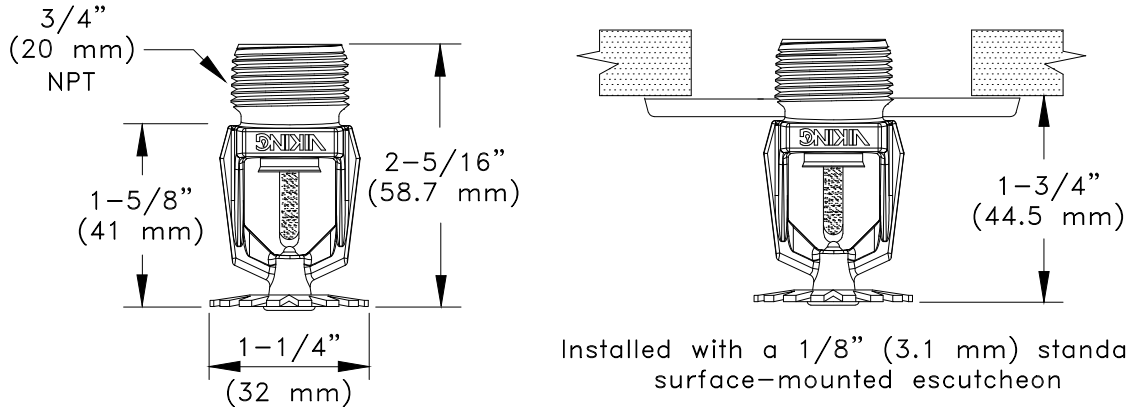


Figure 2: Sprinkler Dimensions

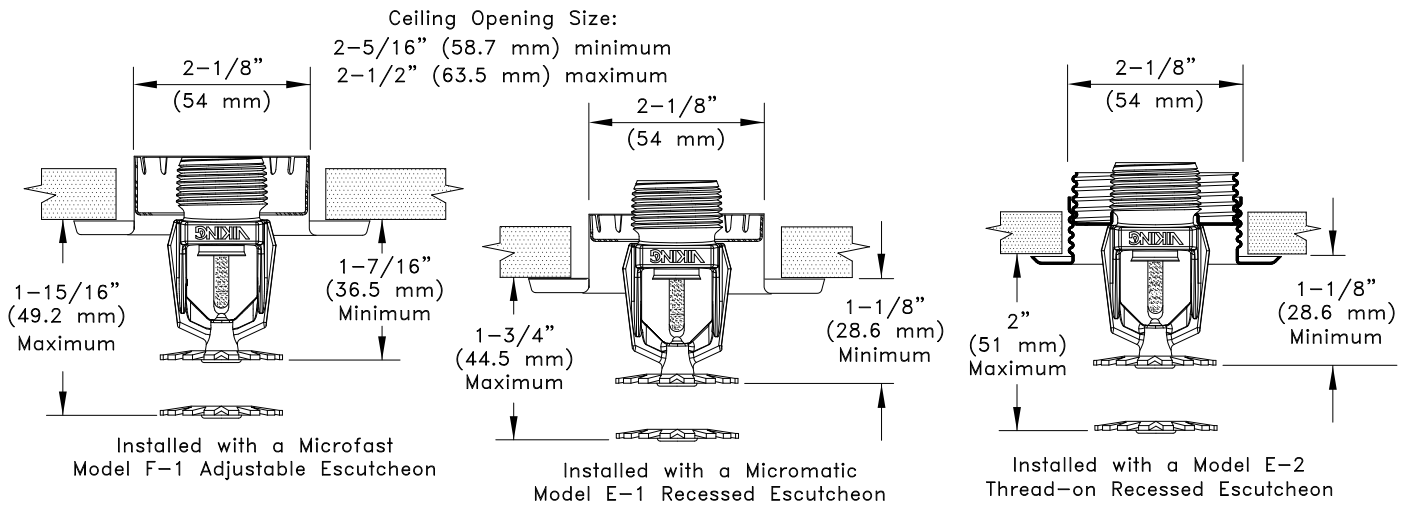


Figure 3: Pendent Sprinkler VK536 Dimensions with the Model F-1, Model E-1 and E-2 Recessed Escutcheons