



## TECHNICAL DATA

### MICROFAST® SR/QR EXTENDED COVERAGE PENDENT SPRINKLER VK600 (K5.6)



The Viking Corporation, 210 N Industrial Park Drive, Hastings MI 49058

Telephone: 269-945-9501 Technical Services: 877-384-5464 Fax: 269-818-1680 Email: techsvcs@vikingcorp.com  
Visit the Viking website for the latest edition of this technical data page [www.vikinggroupinc.com](http://www.vikinggroupinc.com)

#### 1. DESCRIPTION

Viking Microfast® EC/QREC Pendent Sprinkler VK600 is a small thermosensitive spray sprinkler available in several different finishes and temperature ratings to meet varying design requirements. The VK600 has both standard response and quick response listings. The glass bulb operating element and special deflector characteristics meet the challenges of quick response extended coverage standards. The special Polyester coating can be used in decorative applications where colors are desired.

#### 2. LISTINGS AND APPROVALS

 **cULus Listed:** Category VNIV  
 **FM Approved:** Class 2020

Refer to Approval Charts and Design Criteria for listing and approval requirements that must be followed.

#### 3. TECHNICAL DATA

##### Specifications:

Minimum Operating Pressure: Refer to the Approval Charts.

Maximum Working Pressure: 175 psi (12 Bar).

Factory tested hydrostatically to 500 psi (34.5 bar).

Thread sizes: 1/2" (15 mm) NPT

Nominal K-Factors: 5.6 U.S. (80.6 metric†)

† Metric K-factor measurement shown is in Bar. When pressure is measured in kPa, divide the metric K-factor shown by 10.0.

Glass-bulb fluid temperature rated to -65 °F (-55 °C)

Overall Length: 2-5/16 (59 mm)

##### Material Standards:

Sprinkler Frame: Brass UNS-C84400 or QM Brass

Deflector: Brass UNS-C26000

Bulb: Glass, nominal 3 mm diameter

Belleville Spring Sealing Assembly: Nickel Alloy, coated on both sides with PTFE Tape

Screw: Brass UNS-C36000

Pip Cap and Insert Assembly: Copper UNS-C11000 and Stainless Steel UNS-S30400

For Polyester Coated Sprinklers: Belleville Spring-Exposed

##### Ordering Information:

(Also refer to the current Viking price list.)

Order Microfast® EC/QREC Pendent Sprinkler VK600 by first adding the appropriate suffix for the sprinkler finish and then the appropriate suffix for the temperature rating to the sprinkler base part number.

Finish Suffix: Brass = A, Chrome = F, White Polyester = M-/W, and Black Polyester M-/B

Temperature Suffix: 135 °F (57 °C) = A, 155 °F (68 °C) = B, 175 °F (79 °C) = D

For example, sprinkler VK600 with a Brass finish and a 155 °F (68 °C) temperature rating = Part No. 06778BAB

##### Available Finishes And Temperature Ratings:

Refer to Table 1.

**Accessories:** (Also refer to the Viking website.)

##### Sprinkler Wrenches:

A. Standard Wrench: Part No. 21475M/B (available since 2017)

B. Wrench for recessed pendent sprinklers: Part No. 13577W/B\*\*  
(available since 2006)

\*\*A 1/2" ratchet is required (not available from Viking).


##### Sprinkler Cabinets:

A. Six-head capacity: Part No. 01724A (available since 1971)

B. Twelve-head capacity: Part No. 01725A (available since 1971)

#### 4. INSTALLATION


Refer to appropriate NFPA Installation Standards.



**For Light Hazard Occupancies Only**



**WARNING:** Cancer and Reproductive Harm-  
[www.P65Warnings.ca.gov](http://www.P65Warnings.ca.gov)

	<b>TECHNICAL DATA</b>	<b>MICROFAST® SR/QR EXTENDED COVERAGE PENDENT SPRINKLER VK600 (K5.6)</b>
---	-----------------------	--

The Viking Corporation, 210 N Industrial Park Drive, Hastings MI 49058  
 Telephone: 269-945-9501 Technical Services: 877-384-5464 Fax: 269-818-1680 Email: techsvcs@vikingcorp.com  
 Visit the Viking website for the latest edition of this technical data page [www.vikinggroupinc.com](http://www.vikinggroupinc.com)

**5. OPERATION**

During fire conditions, the heat-sensitive liquid in the glass bulb expands, causing the glass to shatter, releasing the pip cap and sealing spring assembly. Water flowing through the sprinkler orifice strikes the sprinkler deflector, forming a uniform spray pattern to extinguish or control the fire.

**6. INSPECTIONS, TESTS AND MAINTENANCE**

Refer to NFPA 25 for Inspection, Testing and Maintenance requirements.

**7. AVAILABILITY**

Viking Microfast® EC/QREC Pendent Sprinkler VK600 is available through a network of domestic and international distributors. See The Viking Corporation web site for the closest distributor or contact The Viking Corporation.

**8. GUARANTEE**

For details of warranty, refer to Viking’s current list price schedule or contact Viking directly.

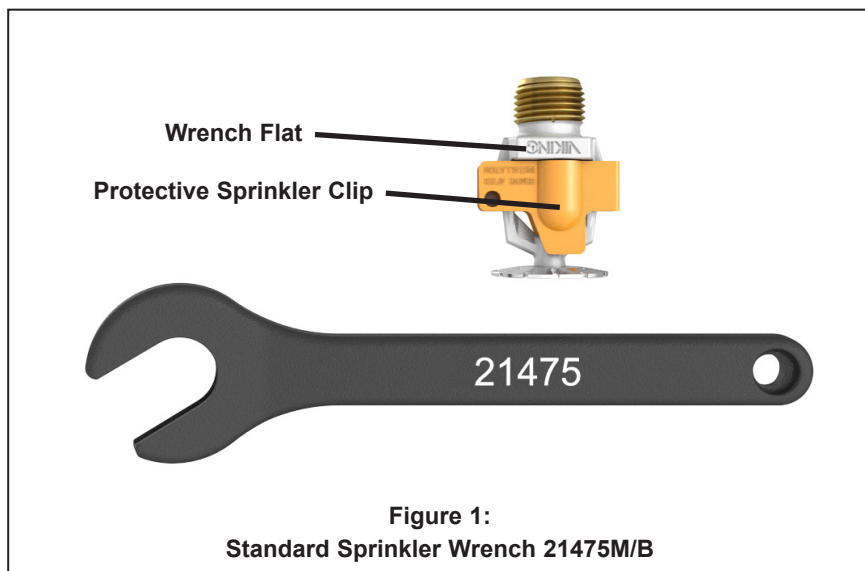
**TABLE 1: AVAILABLE SPRINKLER TEMPERATURE RATINGS AND FINISHES**

Sprinkler Temperature Classification	Sprinkler Nominal Temperature Rating <sup>1</sup>	Maximum Ambient Ceiling Temperature <sup>2</sup>	Bulb Color
Ordinary	135 °F (57 °C)	100 °F (38 °C)	Orange
Ordinary	155 °F (68 °C)	100 °F (38 °C)	Red
Intermediate	175 °F (79 °C)	150 °F (65 °C)	Yellow


**Sprinkler Finishes:** Brass, Chrome, White Polyester<sup>3</sup>, and Black Polyester<sup>3</sup>

**Footnotes**

- <sup>1</sup> The sprinkler temperature rating is stamped on the deflector.
- <sup>2</sup> Based on NFPA-13. Other limits may apply, depending on fire loading, sprinkler location, and other requirements of the Authority Having Jurisdiction. Refer to specific installation standards.
- <sup>3</sup> For automatic sprinklers, the coatings indicated are applied to the exposed exterior surfaces only. Note that the spring is exposed on sprinklers with Polyester coatings.



**Figure 1:  
Standard Sprinkler Wrench 21475M/B**

	<h2 style="margin: 0;">TECHNICAL DATA</h2>	<h3 style="margin: 0;">MICROFAST® SR/QR EXTENDED COVERAGE PENDENT SPRINKLER VK600 (K5.6)</h3>
---	--	---

**The Viking Corporation, 210 N Industrial Park Drive, Hastings MI 49058**  
**Telephone: 269-945-9501 Technical Services: 877-384-5464 Fax: 269-818-1680 Email: techsvcs@vikingcorp.com**  
**Visit the Viking website for the latest edition of this technical data page www.vikinggroupinc.com**

<b>Approval Chart 1 (UL)</b> Microfast® SR/QR Extended Coverage Pendent Sprinkler VK600 For Light Hazard Occupancies Only. Maximum 175 PSI (12 Bar) WWP								<table border="1" style="font-size: small;"> <tr> <td style="text-align: center;">—</td> <td>Temperature</td> <td rowspan="3" style="vertical-align: middle;"><b>KEY</b></td> </tr> <tr> <td style="text-align: center;">▼</td> <td>Finish</td> </tr> <tr> <td style="text-align: center;">A1X ←</td> <td>Escutcheon (if applicable)</td> </tr> </table>	—	Temperature	<b>KEY</b>	▼	Finish	A1X ←	Escutcheon (if applicable)
—	Temperature	<b>KEY</b>													
▼	Finish														
A1X ←	Escutcheon (if applicable)														
Sprinkler Base Part No. <sup>1</sup>	SIN	NPT Thread Size		Nominal K-Factor		Maximum Areas of Coverage <sup>4</sup>	Minimum Water Supply Requirements <sup>4</sup>	Listings and Approvals <sup>3</sup>							
		Inches	mm	U.S.	metric <sup>2</sup>	(Length x Width)	Flow/Pressure	(Refer also to UL Design Criteria)							
<b>Standard Response Applications<sup>6</sup></b>								<b>cULus<sup>5</sup></b>							
06778B	VK600	1/2	15	5.6	80.6	20' x 20' (6.1 m x 6.1 m)	40 gpm @ 51.0 psi (151.4 L/min @ 3.52 Bar)	A1Z							
<b>Quick Response Applications</b>															
06778B	VK600	1/2	15	5.6	80.6	16' x 16' (4.9 m x 4.9 m)	26 gpm @ 21.6 psi (98.4 L/min @ 1.49 Bar)	C1Z							
06778B	VK600	1/2	15	5.6	80.6	18' x 18' (5.5 m x 5.5 m)	33 gpm @ 34.7 psi (124.9 L/min @ 2.39 Bar)	C1Z							
06778B	VK600	1/2	15	5.6	80.6	20' x 20' (6.1 m x 6.1 m)	40 gpm @ 51.0 psi (151.4 L/min @ 3.52 Bar)	B1Y							
<b>Sprinkler Temperature Ratings</b> A - 155 °F (68 °C) and 175 °F (79 °C) B - 135 °F (57 °C) C - 135 °F (57 °C), 155 °F (68 °C), and 175 °F (79 °C)				<b>Approved Finishes</b> 1 - Brass, Chrome, White Polyester, and Black Polyester		<b>Approved Escutcheons</b> Y - Standard surface-mounted escutcheons or the Viking Microfast® Model F-1 Adjustable Escutcheon <sup>9</sup> Z - Standard surface-mounted escutcheons or the Viking Micro-fast® Model F-1 Adjustable Escutcheon <sup>9</sup> , or recessed with the Micromatic® Model E-1, E-2, or E-3 Recessed Escutcheon									
<b>Footnotes</b> <sup>1</sup> Part number shown is the base part number. For complete part number, refer to current Viking price list schedule. <sup>2</sup> Metric K-factor measurement shown is when pressure is measured in Bar. When pressure is measured in kPa, divide the metric K-factor shown by 10.0. <sup>3</sup> This chart shows the listings and approvals available at the time of printing. Other approvals may be in process. Check with the manufacturer for any additional approvals. <sup>4</sup> For areas of coverage smaller than shown, use the "Minimum Water Supply Requirement" for the next larger area listed with sprinklers of similar K-factor. Flows and pressures listed are per sprinkler. <sup>5</sup> Listed by Underwriter's Laboratories, Inc. for use in the U.S. and Canada for Light Hazard occupancies with smooth, flat, horizontal ceilings only. <sup>6</sup> cULus Listings are limited to Light Hazard occupancies, where allowed by the installation standards being applied.															

<b>DESIGN CRITERIA - UL</b> (Also refer to Approval Chart 1.)
<p><b>cULus Listing Requirements:</b></p> <p>Standard/Quick Response Extended Coverage Pendent Sprinkler VK600 is cULus Listed as indicated in the Approval Chart for installation in accordance with the latest edition of NFPA 13 for extended coverage pendent spray sprinklers:</p> <ul style="list-style-type: none"> <li>• Limited to Light Hazard occupancies, where allowed by the installation standards being applied, with smooth, flat, horizontal ceilings only.</li> <li>• Minimum spacing allowed is 8 ft. (2.4 m) unless baffles are installed in accordance with NFPA 13.</li> <li>• Minimum distance from walls is 4 in. (102 mm).</li> <li>• Maximum distance from walls shall be no more than one-half of the allowable distance between sprinklers. The distance shall be measured perpendicular to the wall.</li> <li>• The sprinkler installation and obstruction rules contained in NFPA 13 for extended coverage pendent spray sprinklers must be followed.</li> </ul>
<p><b>IMPORTANT: Always refer to Bulletin Form No. F_091699 - Care and Handling of Sprinklers. Also refer to Form No. F_080614 for general care, installation, and maintenance information. Viking sprinklers are to be installed in accordance with the latest edition of Viking technical data, the appropriate standards of NFPA, LPCB, APSAD, VdS or other similar organizations, and also with the provisions of governmental codes, ordinances, and standards, whenever applicable.</b></p>



## TECHNICAL DATA

### MICROFAST® SR/QR EXTENDED COVERAGE PENDENT SPRINKLER VK600 (K5.6)

The Viking Corporation, 210 N Industrial Park Drive, Hastings MI 49058

Telephone: 269-945-9501 Technical Services: 877-384-5464 Fax: 269-818-1680 Email: techsvcs@vikingcorp.com

Visit the Viking website for the latest edition of this technical data page [www.vikinggroupinc.com](http://www.vikinggroupinc.com)

### Approval Chart 2 (FM)

Microfast® Quick Response Extended Coverage Pendent Sprinkler VK600  
Maximum 175 PSI (12 Bar) WWP

KEY	
Temperature	→
Finish	↓
Escutcheon (if applicable)	←

Sprinkler Base Part Number <sup>1</sup>	SIN	NPT Thread Size		Nominal K-Factor		Maximum Areas of Coverage <sup>4</sup> (Length x Width)	Minimum Water Supply Requirements <sup>4</sup> Flow/Pressure	FM Approvals <sup>3</sup> (Refer also to Design Criteria below.)	
		Inches	mm	U.S.	metric <sup>2</sup>				
06778B	VK600	1/2	15	5.6	80.6	16' x 16' (4.9 m x 4.9 m)	26 gpm @ 21.6 psi (98.4 L/min @ 1.49 Bar)	A1Z	
06778B	VK600	1/2	15	5.6	80.6	18' x 18' (5.5 m x 5.5 m)	33 gpm @ 34.7 psi (124.9 L/min @ 2.39 Bar)	A1Z	
06778B	VK600	1/2	15	5.6	80.6	20' x 20' (6.1 m x 6.1 m)	40 gpm @ 51.0 psi (151.4 L/min @ 3.52 Bar)	A1Z	
<b>Sprinkler Temperature Ratings</b> A - 135 °F (57 °C), 155 °F (68 °C), and 175 °F (79 °C)				<b>Approved Finishes</b> 1 - Brass, Chrome, White Poly-ester, and Black Polyester			<b>Approved Escutcheons</b> Z - Standard surface-mounted escutcheons or the Viking Microfast® Model F-1 Adjustable Escutcheon, or recessed with the Micro-matic® Model E-1, E-2, or E-3 Recessed Escutcheon		

#### Footnotes

<sup>1</sup> Part number shown is the base part number. For complete part number, refer to current Viking price list schedule.

<sup>2</sup> Metric K-factor measurement shown is when pressure is measured in Bar. When pressure is measured in kPa, divide the metric K-factor shown by 10.0.

<sup>3</sup> This chart shows the FM Approvals available at the time of printing. Other approvals may be in process. Check with the manufacturer for any additional approvals.

<sup>4</sup> For areas of coverage smaller than shown, use the "Minimum Water Supply Requirement" for the next larger area listed with sprinklers of similar K-factor. Flows and pressures listed are per sprinkler.

### DESIGN CRITERIA - FM

(Also refer to Approval Chart 2 above.)

#### FM Approval Requirements:

Quick Response Extended Coverage Pendent Sprinkler VK600 is FM Approved as a quick response **Non-Storage** extended coverage pendent sprinkler as indicated in the FM Approval Guide. For specific application and installation requirements, reference the latest applicable FM Loss Prevention Data Sheets (including Data Sheet 2-0). FM Global Loss Prevention Data Sheets contain guidelines relating to, but not limited to: minimum water supply requirements, hydraulic design, ceiling slope and obstructions, minimum and maximum allowable spacing, and deflector distance below the ceiling.

**NOTE: The FM installation guidelines may differ from cULus and/or NFPA criteria.**

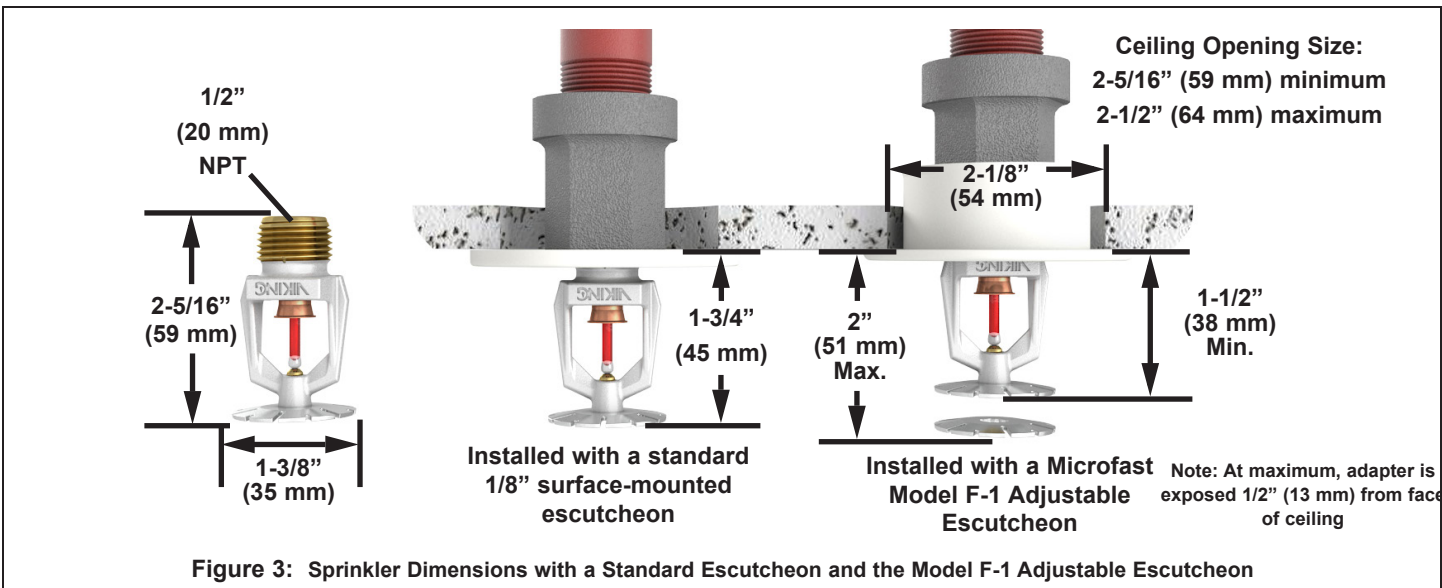
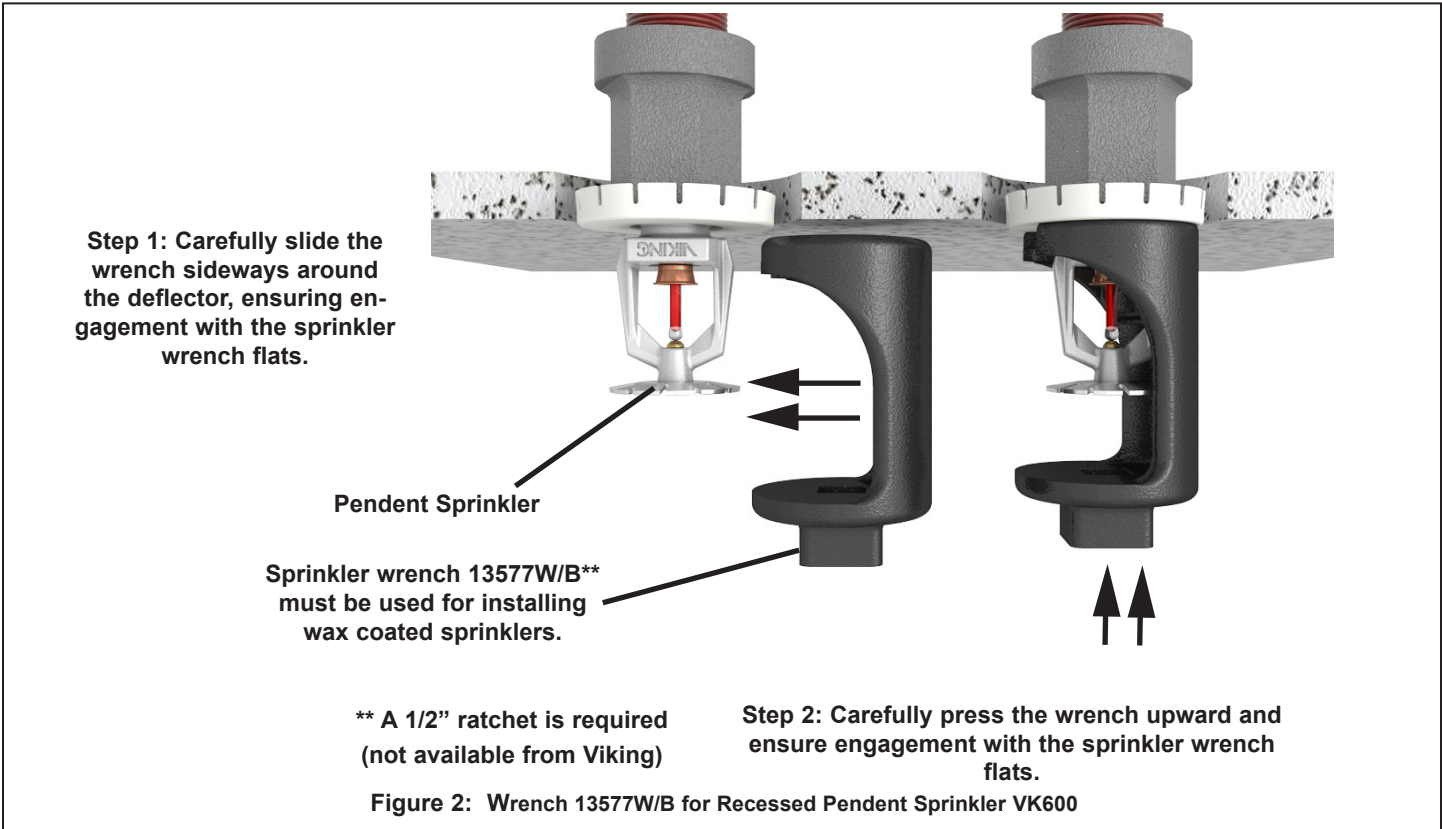
**IMPORTANT: Always refer to Bulletin Form No. F\_091699 - Care and Handling of Sprinklers. Also refer to Form No. F\_080614 for general care, installation, and maintenance information. Viking sprinklers are to be installed in accordance with the latest edition of Viking technical data, the appropriate standards of NFPA, FM Global, LPCB, APSAD, VdS or other similar organizations, and also with the provisions of governmental codes, ordinances, and standards, whenever applicable.**



TECHNICAL DATA

**MICROFAST® SR/QR  
EXTENDED COVERAGE  
PENDENT SPRINKLER  
VK600 (K5.6)**

The Viking Corporation, 210 N Industrial Park Drive, Hastings MI 49058  
 Telephone: 269-945-9501 Technical Services: 877-384-5464 Fax: 269-818-1680 Email: techsvcs@vikingcorp.com  
 Visit the Viking website for the latest edition of this technical data page www.vikinggroupinc.com





**TECHNICAL DATA**

**MICROFAST® SR/QR  
EXTENDED COVERAGE  
PENDENT SPRINKLER  
VK600 (K5.6)**

The Viking Corporation, 210 N Industrial Park Drive, Hastings MI 49058  
Telephone: 269-945-9501 Technical Services: 877-384-5464 Fax: 269-818-1680 Email: techsvcs@vikingcorp.com  
Visit the Viking website for the latest edition of this technical data page [www.vikinggroupinc.com](http://www.vikinggroupinc.com)

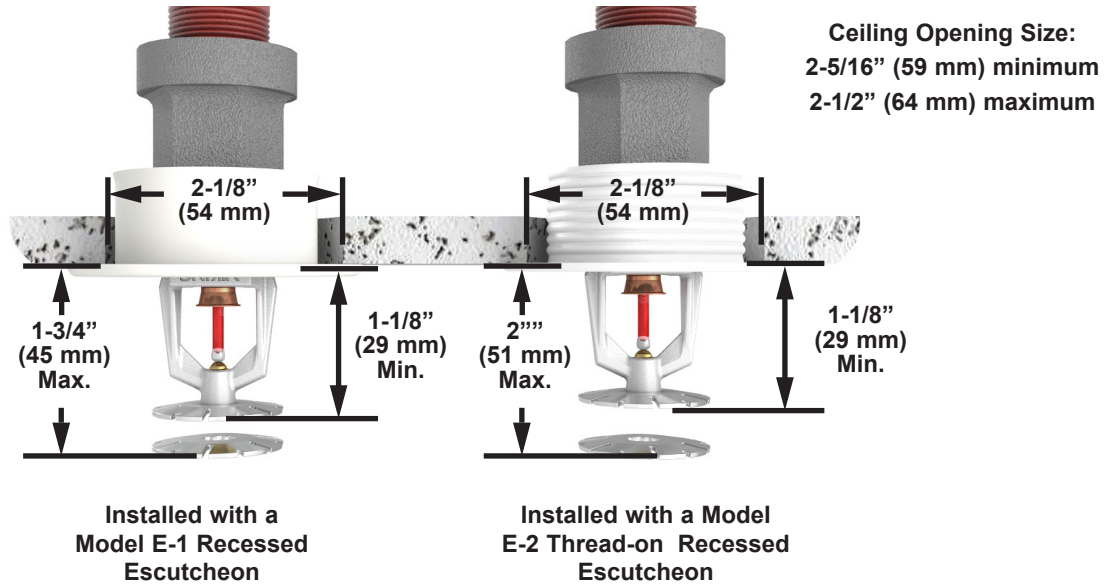


Figure 4: Sprinkler Dimensions with the Model E-1 and E-2 Recessed Escutcheons