



**TECHNICAL DATA**

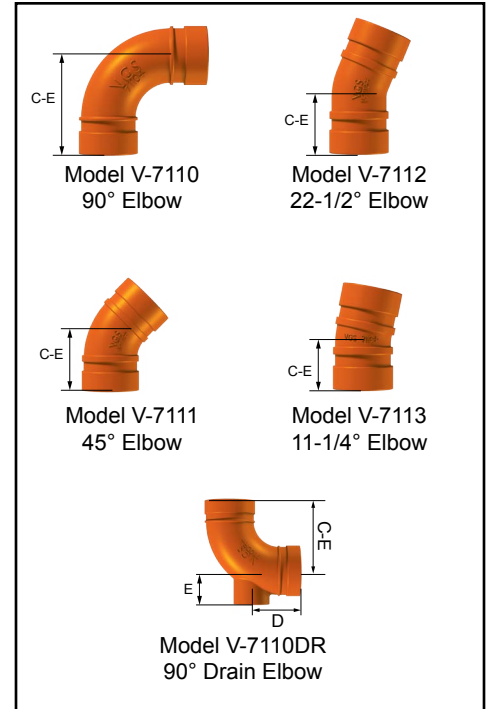
**GROOVED FITTINGS  
MODEL V-7110, V-7111, V-7112, V-7113  
ELBOWS**

The Viking Corporation, 210 N Industrial Park Drive, Hastings MI 49058


Telephone: 269-945-9501 Technical Services: 877-384-5464 Fax: 269-818-1680 Email: techsvcs@vikingcorp.com

**1. DESCRIPTION**

VGS® Model V-7110, V-7111, V-7112, and V-7113 Elbows are available in sizes 1-1/4" through 12". Fitting solutions are available in a number of styles and configurations to support a variety of applications. VGS® grooved-end fittings are manufactured at ISO9001 certified facilities and are designed to conform to ASTM and other standards where applicable. These products are manufactured and designed to meet ASTM F1548 and ANSI/AWWA C606 requirements for use with grooved mechanical couplings conforming to ASTM F1476.



**2. LISTINGS AND APPROVALS**



**3. TECHNICAL DATA**

Specifications:  
 Maximum working pressure: 300 psi (21 bar)  
 Ductile iron conforming to ASTM A536  
 Grade 65-45-12  
 Coating rust inhibiting paint - Orange RAL 2001  
 Hot dipped Zinc galvanized versions are available (conforming to ASTM A153); when ordering, add a "G" suffix to the Model number.

The latest VGS® Technical Data can be accessed at <http://www.vikinggroupinc.com>.  
 Scan to visit our Mobile website:

<http://vikinggroup.mobi/p/46374>

**TABLE 1: VGS GROOVED ELBOW SIZING CHART**

Nominal Size in (mm)	Pipe O.D. in (mm)	V-7110 90° Elbow		V-7111 45° Elbow		V-7112 22.5° Elbow		V-7113 11.25° Elbow	
		C-E in (mm)	Lbs (Kgs)	C-E in (mm)	Lbs (Kgs)	C-E in (mm)	Lbs (Kgs)	C-E in (mm)	Lbs (Kgs)
1.25 (32)	1.66 (42)	2.75 (70)	1.1 (0.48)	1.75 (45)	0.8 (0.37)	1.75 (45)	0.64 (0.29)	1.38 (35)	0.51 (0.23)
1.5 (40)	1.9 (48)	2.75 (70)	1.3 (0.59)	1.75 (45)	1.01 (0.45)	1.75 (45)	0.97 (0.44)	1.38 (35)	0.68 (0.31)
2 (50)	2.375 (60)	3.25 (83)	2 (0.89)	2 (51)	1.4 (0.65)	1.89 (48)	1.4 (0.63)	1.38 (35)	1 (0.45)
2.5 (65)	2.875 (73)	3.75 (95)	2.9 (1.3)	2.25 (57)	1.98 (0.9)	2.01 (51)	1.83 (0.83)	1.5 (38)	1.39 (0.63)
3 (80)	3.5 (89)	4.25 (108)	4.6 (2.1)	2.5 (64)	3.2 (1.45)	2.25 (57)	2.54 (1.15)	1.5 (38)	2.05 (0.93)
4 (100)	4.5 (125)	5 (127)	7 (3.18)	3 (76)	4.85 (2.2)	2.87 (73)	4.87 (2.21)	1.75 (45)	2.78 (1.26)
5 (125)	5.563 (141)	5.5 (140)	9.8 (4.42)	3.25 (83)	7.1 (3.2)	---	---	---	---
6 (150)	6.625 (168)	6.5 (166)	13.8 (6.27)	3.5 (89)	9.26 (4.2)	3.11 (79)	8.89 (4.03)	2 (51)	6.04 (2.74)
8 (200)	8.625 (219)	7.75 (197)	27.1 (12.3)	4.25 (108)	17.99 (8.16)	3.86 (98)	18.19 (8.25)	2 (51)	10.54 (4.78)
10 (250)	10.75 (273)	9 (229)	50.6 (23.4)	4.75 (121)	32.34 (14.76)	4.37 (111)	33.03 (14.98)	2.7 (68.5)	22.8 (9.89)
12 (300)	12.75 (325)	10 (254)	75.4 (32.2)	5.25 (133)	42.31 (19.19)	---	---	---	---

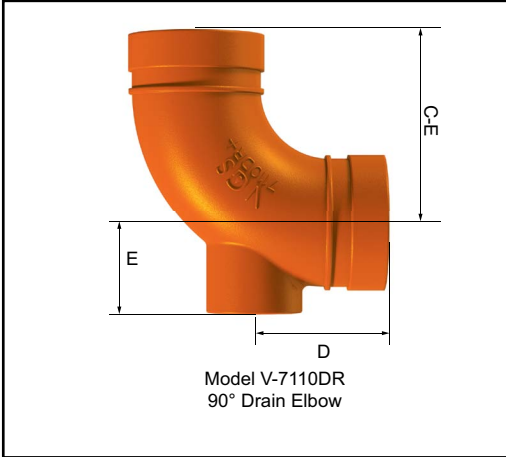


**TECHNICAL DATA**

**GROOVED FITTINGS  
MODEL V-7110, V-7111, V-7112, V-7113  
ELBOWS**

The Viking Corporation, 210 N Industrial Park Drive, Hastings MI 49058

Telephone: 269-945-9501 Technical Services: 877-384-5464 Fax: 269-818-1680 Email: techsvcs@vikingcorp.com



**TABLE 2: VGS Model V-7110DR GROOVED DRAIN ELBOW SIZING CHART**

Nominal Size in (mm)	Pipe O.D. in (mm)	Dimensions			Weight Lbs (Kg)
		C-E in (mm)	D in (mm)	E in (mm)	
2 (50)	2.375 (60)	3.25 (83)	2.25 (57)	1.57 (40)	2.14 (0.97)
2.5 (65)	2.875 (73)	3.75 (95)	2.75 (70)	1.53 (39)	3.1 (1.4)
3 (80)	3.5 (89)	4.25 (108)	2.75 (70)	1.93 (49)	4.6 (2.1)
4 (100)	4.5 (114)	5 (127)	2.75 (70)	2.48 (63)	7.3 (3.3)
6 (150)	6.625 (168)	6.55 (166)	2.75 (70)	3.54 (90)	13.8 (6.3)
8 (200)	8.625 (219)	7.8 (197)	3.27 (83)	4.49 (114)	27.1 (12.3)