

Beam Clamps

B3037 - Z-Purlin Malleable C-Clamp

Material: Malleable Iron

Function: Designed for attaching a 3/8"-16 hanger rod to the bottom flange of a Z-purlin.

Approvals: Underwriters Laboratories Listed (cULus) for up to 4" (100mm) pipe. Conforms to Federal Specification WW-H-171E & A-A-1192A, Type 23 and Manufacturers Standardization Society ANSI/MSS SP-69 & SP-58, Type 23.

Finish: Plain or Electro-Galvanized

Order By: Figure number and finish.

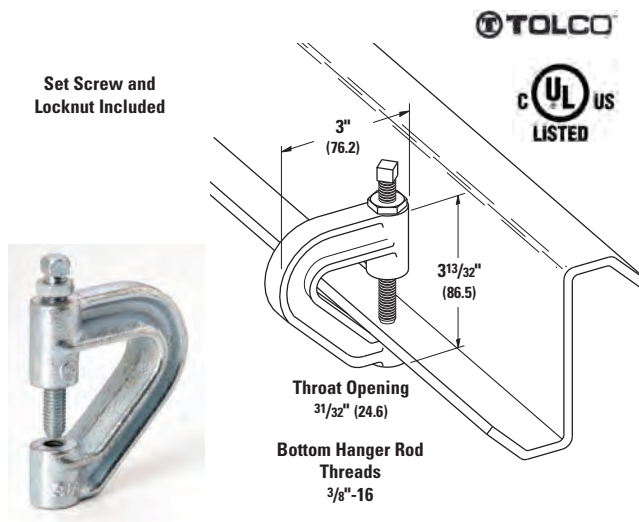
Weight: Approx. Wt./100 90 Lbs. (40.8kg)

Design Load: 400 Lbs. (1.78kN)

Setscrew Torque: Per MSS SP-58 14.2.5

3/8" -16 set screws = 5 ft./lbs. (7 Nm)

Caution should be taken not to over-tighten set screws.



B3033 - Wide Jaw Reversible C-Clamp (TOLCO Fig. 68)

Size Range: 3/8"-16 thru 3/4"-10 rod

Material: Cast Malleable Steel with hardened cup point set screw and jam nut

Function: For attachment to structural shapes requiring wider throat especially under roof with bar joist construction.

This clamp may be used with the set screw in the up or down position.

Approvals: Underwriters Laboratories Listed (cULus) and Factory Mutual Engineering Approved (FM) for 3/8"-16 and 1/2"-13 rod sizes. Conforms to Federal Specification WW-H-171E Type 19 & A-A-1192A, Type 19 & 23 and Manufacturers Standardization Society ANSI/MSS SP-69 & SP-58, Type 19 & 23. Factory Mutual Engineering Approved only with the setscrew in the down position.

Finish: Plain. Contact B-Line for alternative finishes and materials.

Order By: Figure number, rod size and finish

Setscrew Torque: Per MSS SP-58 14.2.5

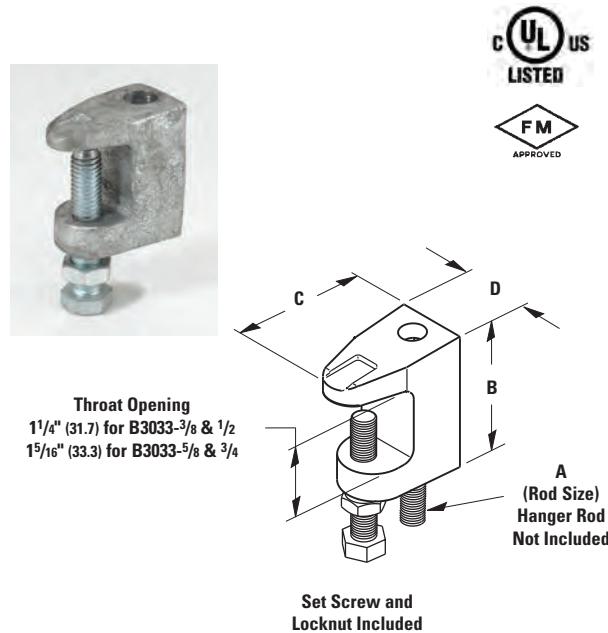
3/8" -16 set screws = 5 ft./lbs. (7 Nm)

1/2" -13 set screws = 11 ft./lbs. (15 Nm)

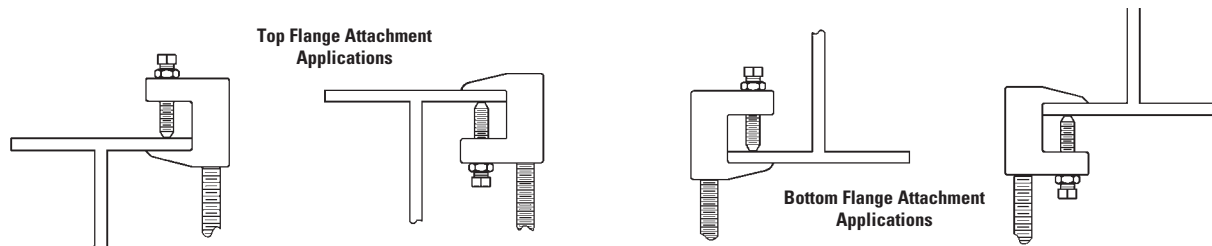
5/8" -11 set screws = 21 ft./lbs. (28 Nm)

Caution should be taken not to over-tighten set screws.

Designed to meet or exceed requirements of FM DS 2-0.



Beam Clamps



| Part No. | Rod Size | Set Screw Size | B | | C | | D | | Maximum Iron Pipe Size Per UL | | Approx. Wt./100 Lbs. (kg) |
|-----------|----------|------------------|----------|--------|---------|--------|---------|--------|-------------------------------|-------|---------------------------|
| | A | | in. | (mm) | in. | (mm) | in. | (mm) | in. | (mm) | |
| B3033-3/8 | 3/8"-16 | 3/8"-16 x 2" | 2 1/4" | (57.1) | 2" | (50.8) | 1 1/8" | (28.6) | 4" | (100) | 54 (24.5) |
| B3033-1/2 | 1/2"-13 | 1/2"-13 x 2 1/2" | 2 5/16" | (58.7) | 2 3/16" | (55.6) | 1 1/4" | (31.7) | 8" | (200) | 51 (23.1) |
| B3033-5/8 | 5/8"-11 | 1/2"-13 x 2 1/2" | 2 5/8" | (66.7) | 2 1/2" | (63.5) | 1 3/8" | (34.9) | 8" | (200) | 70 (31.7) |
| B3033-3/4 | 3/4"-10 | 5/8"-11 x 2 1/2" | 2 11/16" | (68.3) | 2 1/2" | (63.5) | 1 7/16" | (36.5) | 10" | (250) | 98 (44.4) |