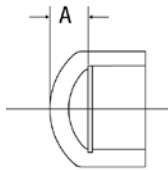


BlazeMaster® Fire Protection Fittings – STANDARD

CAPS

5017

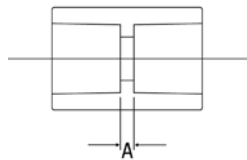


Caps

UNIV. FIG. NO.	NOM. SIZE	APPROX. NET WT./LBS.	DIM. A INCHES	JOINT
5017	3/4"	0.04	0.31	S
5017	1"	0.06	0.39	S
5017	1-1/4"	0.22	0.56	S
5017	1-1/2"	0.30	0.68	S
5017	2"	0.42	0.68	S
5017	2-1/2"	0.62	1.20	S
5017	3"	0.96	1.26	S

COUPLINGS

5001
5001-R

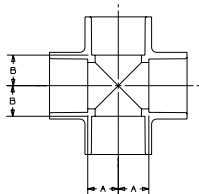


Couplings

UNIV. FIG. NO.	NOM. SIZE	APPROX. NET WT./LBS.	DIM. A INCHES	JOINT
5001	3/4"	0.06	0.12	SXS
5001	1"	0.08	0.09	SXS
5001	1-1/4"	0.12	0.08	SXS
5001	1-1/2"	0.30	0.27	SXS
5001	2"	0.44	0.28	SXS
5001	2-1/2"	0.72	0.20	SXS
5001	3"	1.10	0.22	SXS
5001-R	1"x3/4"	0.08	0.29	SXS
5001-R	1-1/4"x1"	0.12	0.35	SXS
5001-R	1-1/2"x1-1/4"	0.38	0.51	SXS
5001-R	1-1/2"x1"	0.36	0.67	SXS
5001-R	1-1/2"x3/4"	0.34	0.80	SXS
5001-R	2"x1-1/2"	0.52	0.51	SXS
5001-R	2"x1"	0.48	0.75	SXS

CROSSES

5035
5035-R



Crosses

UNIV. FIG. NO.	NOM. SIZE	APPROX. NET WT./LBS.	DIM. A INCHES	DIM. B INCHES	JOINT
5035	3/4"	0.12	0.61	0.61	SXSXSXS
5035	1"	0.24	0.75	0.75	SXSXSXS
5035	1-1/4"	0.34	0.90	0.90	SXSXSXS
5035	1-1/2"	0.69	1.23	1.23	SXSXSXS
5035	2"	1.02	1.53	1.53	SXSXSXS
5035	2-1/2"	1.70	1.75	1.75	SXSXSXS
5035	3"	3.12	1.89	1.89	SXSXSXS
5035-R	1"x1"x3/4"x3/4"	0.18	0.61	0.73	SXSXSXS

BlazeMaster®
FIRE SPRINKLER FITTINGS

BlazeMaster® is a registered trademark of The Lubrizol Corporation.

Review – Do's & Don'ts

Do's

- Installation should be made only by a qualified installer or contractor in accordance with all applicable codes and requirements.
- Read and follow the installation instructions.
- Follow recommended safe work practices.
- Make certain that thread sealants, gasket lubricants, or firestop materials are compatible with CPVC.
- Keep pipe and fittings in original packaging until needed.
- Cover pipe and fittings with an opaque tarp if stored outdoors.
- Follow proper handling procedures.
- Use tools specifically designed for use with plastic pipe and fittings.
- Use the proper solvent cement and follow application instructions.
- Use a drop cloth to protect interior finishes.
- Cut the pipe ends square.
- Deburr and bevel the pipe end with a chamfering tool.
- Rotate the pipe 1/4 turn when bottoming pipe in fitting socket.
- Make certain no solvent cement is on sprinkler head and adapter threads.
- Make certain that solvent cement does not run and plug the sprinkler head orifice.
- Follow the manufacturer's recommended cure times prior to pressure testing.
- Fill lines slowly and only at a proper pressure.
- Bleed the air from the system prior to pressure testing.
- Support sprinkler head properly to prevent lift up of the head through the ceiling when activated.
- Keep threaded rod within 1/16" of the pipe or use a surge arrestor.
- Install NIBCO® **BlazeMaster**® CPVC Fire Sprinkler Products in wet systems only.
- Use only insulation and/or glycerin and water solutions for freeze protection.
- Allow for movement due to expansion and contraction.
- Ensure installers have been properly trained per the NIBCO **BlazeMaster**® CPVC Fire Sprinkler System Installation and Design Manual and renew your training every three years at a minimum.

Don'ts

- Do not use edible oils as a gasket lubricant.
- Do not use petroleum or solvent-based sealants, lubricants, or fire stop materials.
- Do not use any glycol-based solutions as an anti-freeze.
- Do not contaminate the CPVC system with cutting oils or compressor oils.
- Do not mix glycerin and water solutions in contaminated containers.
- Do not use solvent cement that exceeds its shelf life or has become discolored or jellied.
- Do not allow solvent cement to plug the sprinkler head orifice.
- Do not connect rigid metal couplers to CPVC grooved adapters.
- Do not thread or groove CPVC pipe.
- Do not use solvent cement near sources of heat, open flame, or when smoking.
- Do not pressure test with air.
- Do not pressure test until recommended cure times are met.
- Do not exceed proper pressure for testing.
- Do not use ratchet cutters below 50°F.
- Do not use CPVC pipe that has been stored outdoors, unprotected and is faded in color.
- Do not allow threaded rod to come in contact with the pipe.
- Do not install NIBCO **BlazeMaster**® CPVC Fire Sprinkler Products in cold weather without allowing for expansion.
- Do not install NIBCO **BlazeMaster**® CPVC Fire Sprinkler Products in dry systems.
- Do not allow puddling of cement in fittings and pipe.
- Do not use dull or broken cutting tool blades when cutting pipe.

BlazeMaster®
FIRE SPRINKLER FITTINGS

BlazeMaster® is a registered trademark of The Lubrizol Corporation.

CPVC Cross Reference Sheet

STANDARD FITTINGS

	NIBCO FIG. NO.	SIZE	SPEARS FIG. NO.	TYCO FIG. NO.	
ADAPTER	5001-G	1-1/4"	4233-012	80160	
	5001-G	1-1/2"	4233-015	80161	
	5001-G	2"	4233-020	80162	
	5001-G	2-1/2"	4233-025	80163	
	5001-G	3"	4233-030	80164	
BUSHINGS	5018	1"x3/4"	4237-131	80200	
	5018	1-1/4"x1"	4237-168	80202	
	5018	1-1/4"x3/4"	4237-167	80201	
	5018	1-1/2"x1-1/4"	4237-212	80205	
	5018	1-1/2"x1"	4237-211	80204	
	5018	1-1/2"x3/4"	4237-210	80203	
	5018	2"x1-1/2"	4237-251	80209	
	5018	2"x1-1/4"	4237-250	80208	
	5018	2"x1"	4237-249	80207	
	5018	2"x3/4"	4237-248	80206	
	5018	2-1/2"x2"	4237-292	80211	
	5018	2-1/2"x1-1/2"	4237-291	80213	
	5018	2-1/2"x1-1/4"	4237-290	80214	
	5018	2-1/2"x1"	N/A	80215	
	5018	3"x2-1/2"	4237-339	80212	
	5018	3"x2"	4237-338	80210	
	5018	3"x1-1/2"	N/A	N/A	
	CAPS	5017	3/4"	4247-007	80100
		5017	1"	4247-010	80101
		5017	1-1/4"	4247-012	80102
5017		1-1/2"	4247-015	80103	
5017		2"	4247-020	80104	
5017		2-1/2"	4247-025	80105	
5017		3"	4247-030	80106	
COUPLINGS	5001	3/4"	4229-007	80075	
	5001	1"	4229-010	80076	
	5001	1-1/4"	4229-012	80077	
	5001	1-1/2"	4229-015	80078	
	5001	2"	4229-020	80079	
	5001	2-1/2"	4229-025	80080	
	5001	3"	4229-030	80081	
	5001-R	1"x3/4"	4229-131	80220	
	5001-R	1-1/4"x1"	4229-168	N/A	
	5001-R	1-1/2"x3/4"	4229-210	N/A	
	5001-R	1-1/2"x1"	4229-211	N/A	
5001-R	1-1/2"x1-1/4"	4229-212	N/A		
5001-R	2"x1"	4229-249	N/A		
5001-R	2"x1-1/2"	4229-251	N/A		
CROSSES	5035	3/4"	4220-007	80009	
	5035	1"	4220-010	80010	
	5035	1-1/4"	4220-012	80011	
	5035	1-1/2"	4220-015	80012	

STANDARD FITTINGS

	NIBCO FIG. NO.	SIZE	SPEARS FIG. NO.	TYCO FIG. NO.
CROSSES	5035	2"	4220-020	80013
	5035	2-1/2"	4220-025	80014
	5035	3"	4220-030	80008
	5035-R	1"x3/4"x1"x3/4"	4220-131	80015
	5006	3/4"	4217-007	80050
	5006	1"	4217-010	80051
	5006	1-1/4"	4217-012	80052
	5006	1-1/2"	4217-015	80053
	5006	2"	4217-020	80054
	5006	2-1/2"	4217-025	80055
ELBOWS	5006	3"	4217-030	80056
	5007	3/4"	4206-007	80025
	5007	1"	4206-010	80026
	5007	1-1/4"	4206-012	80027
	5007	1-1/2"	4206-015	80028
	5007	2"	4206-020	80039
	5007	2-1/2"	4206-025	80030
	5007	3"	4206-030	80031
	5007-R	1"x3/4"	4206-131	80032
	5019-H	3/4"	4253-007	N/A
5019-H	1"	4253-010	N/A	
5019-H	1-1/4"	4253-012	N/A	
5019-H	1-1/2"	4253-015	N/A	
5019-H	2"	4253-020	N/A	
5019-H	2-1/2"	4253-025	N/A	
5019-H	3"	4253-030	N/A	
FLANGES	5051-A	3"	4254-030	N/A
	5051-2-A	3"	4256-030	N/A
	5051-H	3/4"	4251-007	N/A
	5051-H	1"	4251-010	N/A
	5051-H	1-1/4"	4251-012	N/A
	5051-H	1-1/2"	4251-015	N/A
	5051-H	2"	4251-020	N/A
	5051-H	2-1/2"	4251-025	N/A
	5051-H	3"	N/A	N/A
	5011	3/4"	4201-007	8000
TEES	5011	1"	4201-010	8001
	5011	1-1/4"	4201-012	8002
	5011	1-1/2"	4201-015	8003
	5011	2"	4201-020	80004
	5011	2-1/2"	4201-025	8005
	5011	3"	4201-030	80006
	5011-R	3/4"x3/4"x1"	4201-102	80132
	5011-R	1"x1"x3/4"	4201-131	80260
	5011-R	1"x3/4"x1"	4201-126	80134

BlazeMaster®
FIRE SPRINKLER FITTINGS

BlazeMaster® is a registered trademark of The Lubrizol Corporation.

CPVC Cross Reference Sheet

STANDARD FITTINGS

	NIBCO FIG. NO.	SIZE	SPEARS FIG. NO.	TYCO FIG. NO.
TEES	5011-R	1"x3/4"x3/4"	4201-125	80133
	5011-R	1-1/4"x1-1/4"x1"	4201-168	80262
	5011-R	1-1/4"x1-1/4"x3/4"	4201-167	80261
	5011-R	1-1/4"x1"x1-1/4"	4201-159	80137
	5011-R	1-1/4"x1"x1"	4201-158	80136
	5011-R	1-1/4"x1"x3/4"	4201-157	80135
	5011-R	1-1/4"x1-1/4"x1-1/2"	4201-169	80138
	5011-R	1-1/2"x1-1/2"x1-1/4"	4201-212	80275
	5011-R	1-1/2"x1-1/2"x1"	4201-211	80264
	5011-R	1-1/2"x1-1/2"x3/4"	4201-210	80263
	5011-R	1-1/2"x1-1/4"x1"	4201-202	80140
	5011-R	1-1/2"x1-1/4"x3/4"	4201-201	80140
	5011-R	1-1/2"x1-1/2"x2"	4201-213	N/A
	5011-R	2"x2"x1-1/2"	4201-251	80274
	5011-R	2"x2"x1-1/4"	4201-250	80267
	5011-R	2"x2"x1"	4201-249	80266
	5011-R	2"x2"x3/4"	4201-248	80265
	5011-R	2-1/2"x2-1/2"x2"	4201-292	80276
	5011-R	2-1/2"x2-1/2"x1-1/2"	4201-291	80273
	5011-R	2-1/2"x2-1/2"x1-1/4"	4201-290	80272
	5011-R	2-1/2"x2-1/2"x1"	4201-289	80271
	5011-R	3"x3"x2-1/2"	4201-339	80269
	5011-R	3"x3"x2"	4201-338	80268
	5011-R	3"x3"x1-1/2"	4201-337	80270
UNIONS	5033-E	3/4"	4257-007	N/A
	5033-E	1"	4257-010	N/A
	5033-E	1-1/4"	4257-012	N/A
	5033-E	1-1/2"	4257-015	N/A
	5033-E	2"	4257-020	N/A

THREADED FITTINGS

	NIBCO FIG. NO.	SIZE	SPEARS FIG. NO.	TYCO FIG. NO.
ADAPTERS	5003-BI	3/4"	4235-007	80142
	5003-BI	1"	4235-010	80145
	5003-BI	1-1/4"	4235-012	80146
	5003-BI	1-1/2"	4235-015	80147
	5003-BI	2"	4235-020	80148
	5003-2-BI	3/4"	4278-007	N/A
	5003-2-BI	1"	4278-010	N/A
	5003-S-BI	3/4"x1/2"	4235-101	80175E or 80175W
	5003-S-BI	1"x1/2"	4235-130	80176E or 80175W
	5003-S-BI	1"x3/4"	4235-131	80179
	5003-2-S-BI	3/4"x1/2"	4238-101	N/A
	5003-2-S-BI	1"x1/2"	4238-130	N/A
	5003-S-BT	3/4"x1/2"	N/A	N/A

THREADED FITTINGS

	NIBCO FIG. NO.	SIZE	SPEARS FIG. NO.	TYCO FIG. NO.
ADAPTERS	5003-S-BT	1"x1/2"	N/A	N/A
	5003-BI-BSP	1"	N/A	N/A
	5003-BI-BSP	1-1/4"	N/A	N/A
	5003-BI-BSP	1-1/2"	N/A	N/A
	5003-BI-BSP	2"	N/A	N/A
	5004-BI	3/4"	N/A	80157
	5004-BI	1"	N/A	80158
	5004-BI	1-1/4"	N/A	N/A
	5004-BI	1-1/2"	N/A	N/A
	5004-BI	2"	N/A	N/A
5018-S-BI	1"x1/2"	4238-130BR	N/A	
CROSSES	5035-3-S-BI-S	1"x1"x1/2"x1/2"	N/A	80462
	5035-3-S-BI-L	1"x1"x1/2"x1/2"	N/A	80463
ELBOWS	5007-3-S-BI	3/4"x1/2"	4207-101	80199
	5007-3-S-BI	1"x1/2"	4207-130	80198
	5007-3-S-BI	1"x3/4"	4207-131	N/A
	5007-3-S-BI	1-1/4"x1/2"	4207-166	N/A
TEES	5011-3-3-S-BI-S	1/2"x1/2"x1"	N/A	80460
	5011-3-3-S-BI-L	1/2"x1/2"x1"	N/A	80459
	5012-S-BI	1"	4202-010	N/A
	5012-S-BI	3/4"x3/4"x1/2"	4202-101	80250
	5012-R-S-BI	1"x3/4"x1/2"	4202-124	N/A
	5012-S-BI	1"x1"x1/2"	4202-130	80251
	5012-R-S-BI	1"x1/2"x1"	4203-122	N/A
	5012-R-S-BI	1-1/4"x1"x1/2"	4202-156	80256
	5012-S-BI	1-1/4"x1-1/4"x1/2"	4202-166	80252
	5012-R-S-BI	1-1/2"x1-1/4"x1/2"	4202-199	80257
TEST PLUG	5012-S-BI	1-1/2"x1-1/2"x1/2"	4202-209	80254
	5012-S-BI	2"x2"x1/2"	4202-247	80253
	5012-R-S-BI	2"x1-1/2"x1/2"	4202-237	80258
	450-005	1/2"	4250-005	N/A

BlazeMaster®
FIRE SPRINKLER FITTINGS

BlazeMaster® is a registered trademark of The Lubrizol Corporation.



NIBCO® BlazeMaster® Warranty

NIBCO INC. LIMITED WARRANTY

Applicable to NIBCO INC. CPVC Fire Protection Plastic Fittings

NIBCO INC. warrants each NIBCO® BlazeMaster® Fire Protection CPVC plastic fitting to be free from defects in materials and workmanship under normal use and service for a period of ten (10) years from date of purchase.

In the event any defect occurs which the owner believes is covered by this warranty, the owner should immediately contact NIBCO Technical Services, either in writing or by telephone at 1.888.446.4226 or 1.574.295.3000. The owner will be instructed to return said product, at the owner's expense, to NIBCO INC., or an authorized representative for inspection. In the event said inspection discloses to the satisfaction of NIBCO INC. that said fitting or valve is defective, a replacement shall be mailed free of charge to the owner, and NIBCO INC. shall further pay the installing contractor the sum of ten (\$10.00) dollars to apply on the cost of installation of said replacement fitting.

TO THE EXTENT PERMITTED BY LAW, THIS WARRANTY SPECIFICALLY EXCLUDES INCIDENTAL AND CONSEQUENTIAL DAMAGES OF EVERY TYPE AND DESCRIPTION RESULTING FROM ANY CLAIMED DEFECT IN MATERIAL OR WORKMANSHIP, INCLUDING BUT NOT LIMITED TO, PERSONAL INJURIES AND PROPERTY DAMAGES.

Some states or countries do not allow the exclusion or limitation of incidental or consequential damages so these limitations may not apply to you.

TO THE EXTENT PERMITTED BY LAW, IMPLIED WARRANTIES OF MERCHANTABILITY AND FITNESS FOR A PARTICULAR PURPOSE ARE LIMITED IN DURATION.

This warranty gives you specific legal rights, and you may also have other rights which vary from state to state and country to country.



BlazeMaster® is a registered trademark of The Lubrizol Corporation.

How to Order

State quantity, figure number and size for each valve or fitting you wish to order. See individual catalog pages for specific or special product designations.

HOW MANY TO ORDER

NIBCO® valves and fittings are decimal packed for your convenience in handling, shipping and stock-keeping. Number in master carton varies with item.

POLICY ON RETURNS TO FACTORY

No NIBCO valves and fittings are to be returned without prior written agreement. Transportation must be prepaid. A 20% charge will be made to cover cost of rehandling and reinspection.

TECHNICAL ASSISTANCE

Engineers, contractors, wholesalers or manufacturers may obtain special or technical assistance from any factory representative of NIBCO. Write, fax or phone.

NIBCO INC.
World Headquarters
1516 Middlebury Street
Elkhart, IN 46516-4740
USA

PH: 1.574.295.3000 or 1.888.446.4226
FAX: 1.574.295.3307 or 1.888.336.4226

To the best of our knowledge, the information contained in this publication is accurate. However, NIBCO does not assume any liability whatsoever for the accuracy or completeness of such information. Final determinations of the suitability of any information or product for the use to be contemplated is the sole responsibility of the user. The manner of that use, and whether there is any infringement of patents, is also the sole responsibility of the user.