







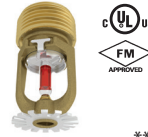




Standard Coverage Sprinkler Quick Reference Guide

This guide is intended for general reference only. Prior to the design, layout, and/or installation of any sprinkler system, please refer to Viking's technical documentation and always consult with the AHJ. Viking makes no representation or warranty as to whether following this guide will satisfy any rule or requirement. Please visit www.vikinggroupinc.com for the most current technical data and product specifications. All products must be installed in accordance with the manufacturer's current installation instructions. Viking reserves the right to change product specifications at any time without notice and without incurring obligation.



Light, Ordinary, and Extra Hazard

Standard Response

	Recessed Pendent	Upright	Conventional	Stainless Steel Upright	Stainless Steel Recessed Pendent
5.6 K	VK1021 (p/n 19915) Temp Range 135-360°F  GB **	VK1001 (p/n 19914) Temp Range 135-360°F  GB **	VK118 (p/n 19383)Temp Range 155-360°F  GB	VK130 (p/n 05012B) Temp Range 155-500°F  GB	VK132 (p/n 06483B) Temp Range 155-500°F  GB
8.0 K	VK2021 (p/n 19923) Temp Range 135-360°F  GB **	VK2001 (p/n 19922) Temp Range 135-360°F  GB **	VK120 (p/n 18270) Temp Range 155-360°F  GB		
11.2 K	VK536 (p/n 07961) Temp Range 155-286°F  GB	VK530 (p/n 09679) Temp Range 155-286°F  GB			

GB - Glass Bulb
** - New XT1 Platform

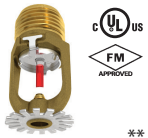

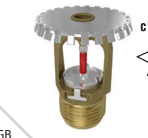




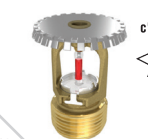



(NOTE) The above photos are for illustrative purposes only and might not exactly match the sprinkler indicated. Always refer to the technical documentation on Viking's web site for product dimensions and physical characteristics.

- Viking sprinklers are available from the factory with three wraps of PTFE tape applied to the threads at an additional charge. To order, add a "T" to the end of the part number. See list price book for pricing details.
- Select 8.0 and 11.2 K-factor sprinklers are available with ½ NPT thread size FOR REPLACEMENT ONLY.
- The maximum working pressure for high pressure sprinklers is 250 psi, unless otherwise indicated.
- Wax coatings are available on select standard response sprinklers up to and including 286°F. The standard finish is brass.
- Cover plates and escutcheons are sold separately. Sprinklers, escutcheons, and cover plates are available in custom colors at an additional charge. See pages F-8 and F-9 of Viking's list price book for details.
- Polyester and PTFE sprinklers are suitable for decorative applications and are UL Listed for corrosion resistance.
- For corrosion resistance, Viking also offers several sprinklers that are UL Listed and/or FM Approved with Electroless Nickel PTFE (ENT) plating.

Mirage® is a registered trademark of The Viking Corporation

Light and Ordinary Hazard








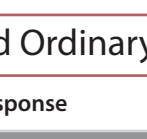
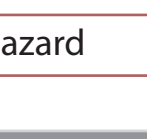

Quick Response

	Recessed Pendant	Flat Concealed Pendant	Upright	Horizontal Sidewall	Flat Concealed Horizontal Sidewall
5.6 K	VK3021 (p/n 19917) Temp Range 135-286°F  GB **	VK462 (p/n 13503A) Temp Range 155-200°F  GB **	VK3001 (p/n 19916) Temp Range 135-286°F  GB **	VK305 (p/n 12997) Temp Range 135-286°F  GB ★	VK481 (p/n 17555) Temp Range 165-220°F  FL
8.0 K	VK3521 (p/n 19925) Temp Range 135-286°F  GB **	VK464 (p/n 13614A) Temp Range 155-200°F  GB	VK3501 (p/n 19924) Temp Range 135-286°F  GB **	VK360 (p/n 15591) Temp Range 135-200°F  GB	
11.2 K	VK377 (p/n 08337) Temp Range 155-286°F  GB		VK531 (p/n 10633) Temp Range 155-286°F  GB ★		

(NOTE) The above photos are for illustrative purposes only and might not exactly match the sprinkler indicated. Always refer to the technical documentation on Viking's web site for product dimensions and physical characteristics.

*FM Approved as Standard Response only.
**New XT1 Platform

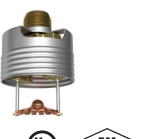





Additional Quick Response Sprinklers

	Conventional	Flush Pendant	Stainless Steel Upright/Pendant	Mirage® Concealed (MRI Room Sprinkler)	Mirage® Concealed (high pressure)
5.6 K	VK310 (p/n 19391)  GB ★	VK402 (p/n 06702B)  FL	VK478 (p/n 19995)  GB	VK338 (p/n 14692) VK339 (p/n 14693)  GB	VK462-MRI (p/n 15480A) VK463 (p/n 13667A)  GB
8.0 K	VK354 (p/n 18261)  GB ★			VK464-MRI (p/n 15481A)  GB	
5.6 K	High Pressure Recessed Pendant VK 317 (p/n 12282)  GB ★	High Pressure Upright VK315 (p/n 12281)  GB ★	High Pressure Horizontal Sidewall VK319 (p/n 12285)  GB ★		

GB - Glass Bulb
FL - Fusible Link
★ - Also available in fusible link version.

Light and Ordinary Hazard





















Standard Response

	Flat Plate Concealed	Flush Style	High Pressure Recessed Pendant	High Pressure Upright	High Pressure Horizontal Sidewall	Flat Concealed Horizontal Sidewall
5.6 K	VK492 (p/n 20034)  GB	VK400 (p/n 06697B)  FL	VK122 (p/n 09992)  GB	VK124 (p/n 09993)  GB	VK116 (p/n 09849)  GB	VK481 (p/n 17555)  FL

* Please refer to the "Light, Ordinary, and Extra Hazard" table on page 1 for additional sprinkler options.

Light Hazard Only





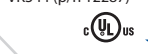

Quick Response

	Recessed Pendant	Flat Concealed Pendant	Upright	Horizontal Sidewall	Vertical Sidewall
2.8 K	VK329 (p/n 12981) Temp Range 135-286°F  GB   ★	VK461 (p/n 13831A) Temp Range 155-200°F  GB   ★	VK325 (p/n 12980) Temp Range 135-286°F  GB   ★	VK333 (p/n 10035) Temp Range 135-286°F  GB  ★	
4.2 K	VK331 (p/n 06720B) Temp Range 135-286°F  GB  ★	VK465 (p/n 14262A) Temp Range 155-200°F  GB  ★	VK327 (p/n 06719B) Temp Range 135-286°F  GB  ★		
5.6 K	*	*	*	*	VK306 (p/n 12983) Temp Range 135-286°F  GB   ★

* Please refer to the "Quick Response" table on the preceding page for additional sprinkler options.

(NOTE) The above photos are for illustrative purposes only and might not exactly match the sprinkler indicated. Always refer to the technical documentation on Viking's web site for product dimensions and physical characteristics.

Additional Quick Response Sprinklers

	High Pressure Recessed Pendant	High Pressure Upright	High Pressure Horizontal Sidewall
2.8 K	VK342 (p/n 12290)  GB  ★	VK340 (p/n 12286)  GB  ★	VK344 (p/n 12287)  GB  ★

GB - Glass Bulb







FL - Fusible Link

★ - Also available in fusible link version.

Light Hazard Only

Standard Response

Starting with the 1996 edition of NFPA 13, quick response type sprinklers are required to be used in all Light Hazard Occupancies, with exceptions for existing systems that have standard response sprinklers.

	Horizontal Sidewall	Vertical Sidewall
5.6 K	VK104 (p/n 12995) Temp Range 135-360°F  GB   ★	VK106 (p/n 12996) Temp Range 135-286°F  GB   ★

(NOTE) The above photos are for illustrative purposes only and might not exactly match the sprinkler indicated. Always refer to the technical documentation on Viking's web site for product dimensions and physical characteristics.

Cover Plates, Escutcheons, and Wrenches

Cover Plates and Escutcheons

Flat Cover Plate – Pendant

(VK461, VK462, VK463, VK464, VK465)
 Standard diameter (2-3/4") – base part number 13504
 Large diameter (3-1/4") – base part number 13642
 Square cover plate – base part number 15394

Flat Cover Plate – Pendant (ELO)

(VK469, VK632 EC, VK538 EC)
 Large diameter (3-1/4") – base part number 15765

Flat Cover Plate – Sidewall (VK481)

Base part number 16207

Domed Cover Plate

(VK102-D, VK202-D, VK302-D, VK352-D)
 Base part number 12381

Escutcheons (recessed pendant sprinklers)

1/2" slip-on (2 piece) – base part number 06419A
 3/4" slip-on (2 piece) – base part number 06420A

1/2" threaded (2 piece) – base part number 11038
 3/4" threaded (2 piece) – base part number 11625




1/2" std flat escutcheon – base part number 02960A
 3/4" std flat escutcheon – base part number 05464A

Ceiling rings for VK400/VK402 flush pendants sold separately. See Viking list price book for details.

Select Sprinkler Wrenches

	Part #	22055
	Use with all XT1 model sprinklers	
	Part #	21475M/B
	Use with all frame-style sprinklers and spray nozzles	
	Part #	13577W/B
	Use with domed concealed pendant, wax coated, and recessed pendant sprinklers with protective shields	
	Part #	13655W/B
	Use with recessed HSW sprinklers with protective shields and domed concealed HSW sprinklers	
Heavy Duty	Part #	14047W/B
	Use with Mirage® commercial concealed pendant sprinklers	
Light Duty	Part #	14031
	Use with Mirage® commercial concealed pendant sprinklers	

To order, add desired finish (f) and temperature (t) suffix to end of base part number.

<p>Example 1 [base(f)(t)] VK530, Chrome, 155°F</p>  <p>09679FB</p>	<p>Example 2 [base(f)(t)] VK360, White, 175°F</p>  <p>15591MD/W</p>	<p>Example 3 [base(f)(t)] VK464, Brass, 200°F</p>  <p>13614AE</p>
---	--	--

Temp Suffixes (t)		Finish Suffixes (f)	
135°F	A	Brass	A
155°F	B	Chrome	F
165°F	C	White-Poly	M-/W
175°F	D	Black Poly	M-/B
200°F / 205°F	E	Wax Coated	C
280°F / 286°F	G	Poly w/Wax	V-/W
360°F	H	ENT*	JN
500°F	L	*Electroless Nickel PTFE	
Open	Z		