

# 300 lb. WWP UL/FM Butterfly Valves

Fire Protection Valve • Grooved Mechanical Style • Nylon Coated Ductile Iron • Extended Neck • Elastomer Encapsulated Disc • Accepts Internal and External Supervisory Switches

**300 PSI/20.7 Bar Non-Shock Cold Water 2½" - 8"**

**175 PSI/12.1 Bar Non-Shock Cold Water 10"**

UL/ULC LISTED • FMRC APPROVED • 2½" - 10" UL LISTED FOR INDOOR AND OUTDOOR SERVICE • CALIFORNIA STATE FIRE MARSHALL APPROVAL NO. 7770-1243:101 • APPROVED BY THE NEW YORK CITY MEA 9-97-E

## MATERIAL LIST

PART	SPECIFICATION
1. Upper Stem	Stainless Steel ASTM A 582 Type 416
2. Upper Bushing	PTFE Bronze Sintered on Steel
3. "O" Ring	Buna-N
4. Body	Ductile Iron ASTM A 395 with Polyimide Coating
5. Disc	Ductile Iron ASTM A 395 with EPDM Encapsulation
6. Lower Bushing	PTFE Bronze Sintered on Steel
7. Lower Stem	Stainless Steel ASTM A 582 Type 416
8. Dust Plug	PVC
9. Nameplate	Aluminum
10. Gear Operator	Cast Iron and Steel
11. Indicator Flag	Cast Iron
12. Handwheel	Cast Iron

\*-8N version has two factory mounted internal supervisory switches.

-4N version is gear operated only

Uses NIBCO model #TS-4 Switch Kit.

Polyimide coating has NSF certification.

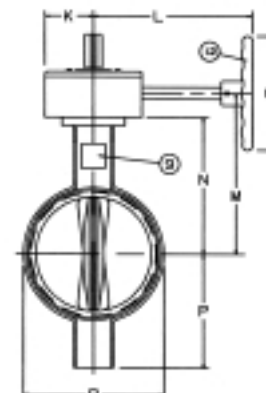
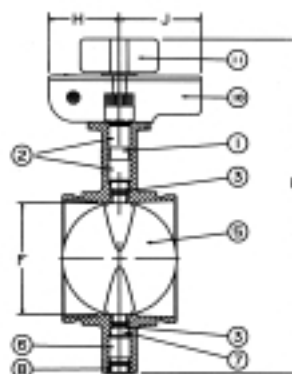
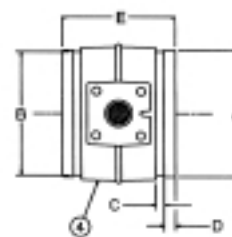


**GD-1765-8N**

10"  
(not shown)

**GD-4765-8N\***

Grooved  
2½" thru 8"



## DIMENSIONS—WEIGHTS—QUANTITIES

Size	Dimensions																
	A		B		C		D		E		F		G		H		
In. mm.	In. mm.	In. mm.	In. mm.	In. mm.	In. mm.	In. mm.	In. mm.	In. mm.	In. mm.	In. mm.	In. mm.	In. mm.	In. mm.	In. mm.	In. mm.		
2½	65	2.88	73	2.72	69	0.31	8	0.63	16	3.85	98	2.42	61	11.94	303	2.91	74
3 O.D.	76.1	3.00	76	2.84	72	0.31	8	0.63	16	3.85	98	2.42	61	11.94	303	2.91	74
3	80	3.50	89	3.34	85	0.31	8	0.63	16	3.85	98	2.86	73	12.48	317	2.91	74
4	100	4.50	114	4.33	110	0.38	10	0.63	16	4.56	116	3.84	98	14.18	360	2.91	74
5	125	5.56	141	5.39	137	0.38	10	0.63	16	5.86	149	4.79	122	15.17	385	2.91	74
6	150	6.63	168	6.45	164	0.38	10	0.63	16	5.86	149	5.73	146	17.54	446	2.91	74
6 O.D.	165.1	6.51	165	6.32	161	0.38	10	0.63	16	5.86	149	5.73	146	17.54	446	2.91	74
8	200	8.63	219	8.44	214	0.44	11	0.75	19	5.26	134	7.71	196	19.42	493	2.91	74
10	250	10.75	273	10.56	268	0.50	13	0.75	19	6.29	160	9.56	243	24.03	610	3.90	99

Size	Dimensions										Weight								
	J		K		L		M		N		P		Q		R		Lbs.	Kg.	
In. mm.	In. mm.	In. mm.	In. mm.	In. mm.	In. mm.	In. mm.	In. mm.	In. mm.	In. mm.	In. mm.	In. mm.	In. mm.	In. mm.	In. mm.	In. mm.				
2½	65	3.54	90	2.13	54	5.82	148	5.67	144	4.19	106	3.25	83	5.9	150	3.46	88	22	10.0
3 O.D.	76.1	3.54	90	2.13	54	5.82	148	5.67	144	4.19	106	3.25	83	5.9	150	3.46	88	22	10.4
3	80	3.54	90	2.13	54	5.82	148	5.94	151	4.44	113	3.54	90	5.9	150	3.97	101	23	10.4
4	100	3.54	90	2.13	54	7.64	194	6.31	173	5.33	135	4.35	110	5.9	150	5.03	128	28	12.7
5	125	3.54	90	2.13	54	7.64	194	7.32	186	5.83	148	4.84	123	5.9	150	6.27	159	31	14.1
6	150	3.54	90	2.13	54	7.64	194	8.62	219	7.11	181	5.93	151	5.9	150	7.25	184	41	18.6
6 O.D.	165.1	3.54	90	2.13	54	7.64	194	8.62	219	7.11	181	5.93	151	5.9	150	7.25	184	41	18.6
8	200	3.54	90	2.13	54	7.91	201	9.80	249	8.05	204	6.87	174	9.8	250	9.25	235	53	24.1
10	250	3.98	101	3.03	77	9.49	241	11.61	295	9.86	250	9.17	233	11.8	300	11.25	286	88	40.0

