



Q SERIES

Quiet Fire Protection Air Compressors

Mounting Kit & 30" Stainless Steel Flex Hose Included With All Riser Mount Units



30" Stainless Steel Flex Hose & Vibration Pads Included With All Tank Mount Units

- Significant Decibel Reduction
- Oil Less Piston Compressor
- UL Listed, Pre-Set Pressure Switch
- Integrated Air Intake Filters
- Internal Overload Protection
- Fully Automatic, Direct Drive
- ASME Pressure Safety Valve
- Bubble Tight Air Check Valve
- Pre-Wired & Pre-Tested
- Lifetime Customer Service & Technical Support

System Capacity (gal) *	Maintenance Capacity (gal)	Model Number	Decibel Rating (dBA)	Average CFM **	Motor HP	Recommended Wire Size +	Dimensions			Weight (lbs)
							L	W	H	

Standard Riser Mount (40 PSI in 30 minutes)

135	1000	QL13525AC	55	1.66	1/4	12	11	10	23	30
250	2000	QL25050AC	58	2.72	1/2	10	12	10	23	37
500	4000	QL500100AC	61	5.4	1	8	17	12	23	37


Low Pressure Riser Mount (20 PSI in 30 minutes)

280	1000	QL28025AC-LP	55	1.66	1/4	12	11	10	23	30
530	2000	QL53050AC-LP	58	2.72	1/2	10	12	10	23	37


High Pressure Riser Mount (40 PSI in 30 minutes - Max Pressure 100 PSI)

135	1000	QL13525AC-HP	55	1.66	1/4	12	11	10	23	30
250	2000	QL25050AC-HP	58	2.72	1/2	10	12	10	23	37

Standard Tank Mount (40 PSI in 30 minutes)

135	1000	QL13525ACT	55	1.66	1/4	12	34	12	25	93
250	2000	QL25050ACT	58	2.72	1/2	10	34	12	25	100
500	4000	QL500100ACT	61	5.4	1	8	34	12	25	115
 500	4000	QL500100ACT-3V	61	5.4	1	8	24	17	52	163

High Pressure Tank Mount (40 PSI in 30 minutes - Max Pressure 100 PSI)

135	1000	QL13525ACT-HP	55	1.66	1/4	12	34	12	25	93
250	2000	QL25050ACT-HP	58	2.72	1/2	10	34	12	25	100
500	4000	QL500100ACT-HP	61	5.4	1	8	34	12	25	115
 500	4000	QL500100ACT-HP-3V	61	5.4	1	8	24	17	52	163

VOLTAGE: All Units are 115 volt single phase

* Based on 70°F system temp. For other conditions consult factory for pump up times.

** Average CFM is the average free air delivery from 0 to 40 PSIG.

+ Based on 100 foot run at weakest electrical supply. Consult Factory for longer or shorter runs.

How quiet are the Q Series Compressors? **You can talk over them.**

Q SERIES

Quiet Fire Protection Air Compressors



Vertical Tank Mount



Horizontal Tank Mount



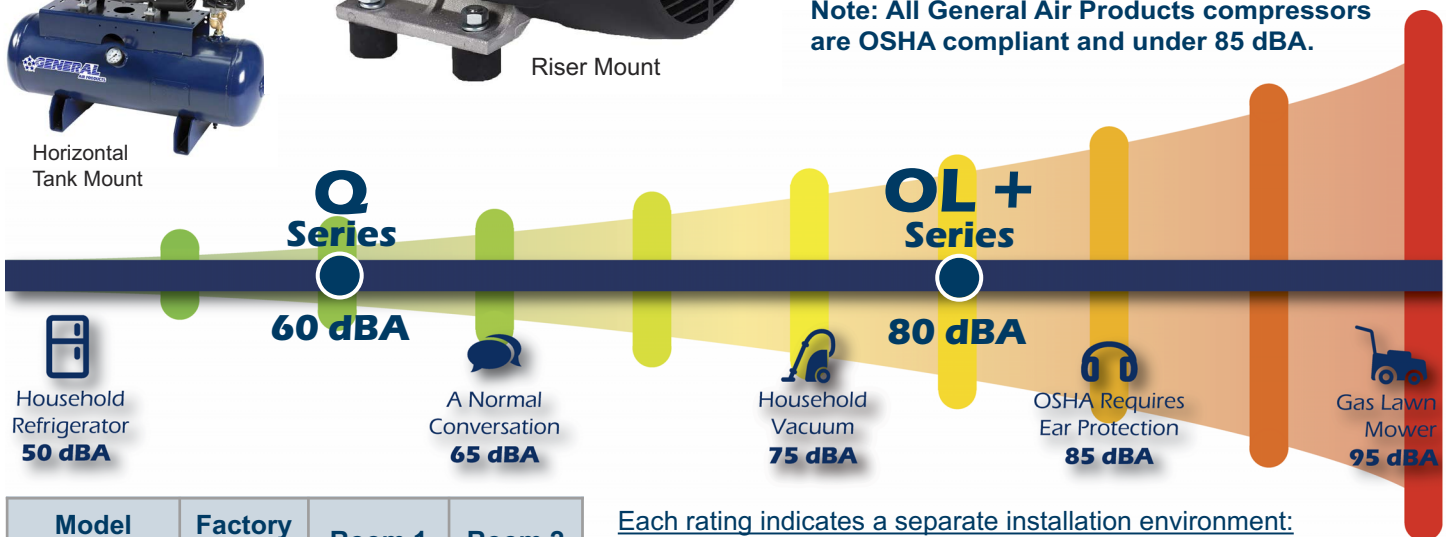
Riser Mount

Over the years changes in building designs have led to all types of cost savings and space efficiencies but they have also caused new problems to come to light. Many newer buildings no longer have equipment rooms or utility areas. Instead the equipment meant for these spaces – like fire protection air compressors – have been moved right in the middle of offices, right next to bedrooms in hotels or right behind choirs in churches. Our air compressors didn't get loud, they got installed in used spaces.

The Q series is our newly developed line of quiet fire protection air compressors that directly address noise issues. This completely redesigned oil less line is capable of filling systems up to 500 gallons in 30 minutes while running at an average of 60 dBA. This is a 20 dBA drop from our standard OL Plus line!

Below we have called out three decibel ratings for the Q Series model QL13525AC which is sized to fill a 135 gallon system in 30 minutes versus our standard OL Plus equivalent.

Note: All General Air Products compressors are OSHA compliant and under 85 dBA.



Model Number	Factory Rating	Room 1	Room 2
QL13525AC	55 dBA	58 dBA	66 dBA
OL12516AC	N/A	78 dBA	82 dBA

Each rating indicates a separate installation environment:
Factory Rating: The factory rating for our compressors was performed in an anechoic test room, standard for sound testing.
Room 1: Carpeted floors and drywall.
Room 2: Tile floor, open space, similar to a stairwell.

Applications:

- Hospitals
- Nursing Homes
- Hotels
- Offices
- Retail Stores
- IT Rooms
- Golf Courses
- Schools / Universities
- Libraries
- Churches
- Any environment where sound is an issue.



QUIET Fire Protection Air Compressors

Electrical Specifications



Q

SERIES

Quiet Fire Protection Air Compressors

Standard

Model Number	Nominal HP	Factory Wired Voltage	Amperage (amps)			Recommended Wire Size Based on Run Length (gage)		
			Voltage	FLA	Start Up	25 FT	50 FT	100 FT
QL13525AC	1/4	115	115	3.9	23.4	12	12	12
QL25050AC	1/2	115	115	7.7	46.2	12	12	10
QL500100AC	1	115	115	12.2	73.2	12	10	8
QL13525ACT	1/4	115	115	3.9	23.4	12	12	12
QL25050ACT	1/2	115	115	7.7	46.2	12	12	10
QL500100ACT	1	115	115	12.2	73.2	12	10	8
QL500100ACT-3V	1	115	115	12.2	73.2	12	10	8

Low Pressure

QL28025AC-LP	1/4	115	115	3.9	23.4	12	12	12
QL53050AC-LP	1/2	115	115	7.7	46.2	12	12	10

High Pressure

QL13525AC-HP	1/4	115	115	3.9	23.4	12	12	12
QL25050AC-HP	1/2	115	115	7.7	46.2	12	12	10
QL13525ACT-HP	1/4	115	115	3.9	23.4	12	12	12
QL25050ACT-HP	1/2	115	115	7.7	46.2	12	12	10
QL500100ACT-HP	1	115	115	12.2	73.2	12	10	8
QL500100ACT-HP-3V	1	115	115	12.2	73.2	12	10	8

Note:

Wire sizes are based on maintaining 90% of the nominal voltage at starting amps. Starting amps are assumed to be 6 times the FLA.

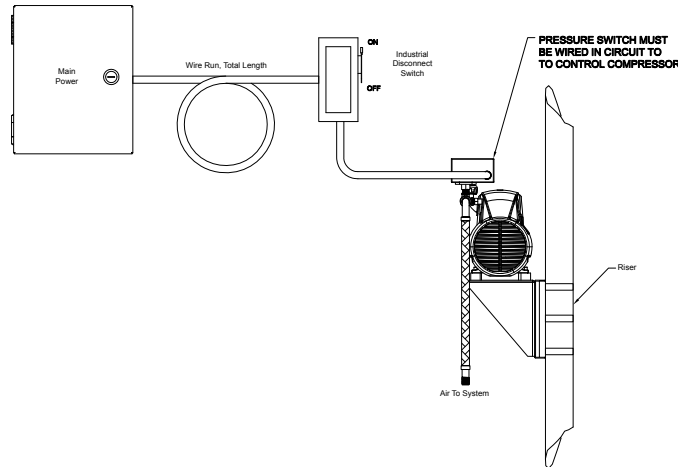
Warning:

Failure to consult with a licensed electrical professional can result in serious personal injury or death. Disconnect all power before servicing. Undersized wire between the motor and the power source will limit the starting and load carrying abilities of the motor causing motor overheating and permanent damage to the motor. Wire sizes listed are recommendations only - consult the National Electric Code (NEC) and any applicable local electrical safety codes. The NEC and GAP recommends a maximum voltage drop of 3%. Install motors and related equipment in accordance with the National Electrical Code (NEC) local electrical safety codes and practices. **It is always the electrician's responsibility to determine and install a wire size that ensures motors can start and run well.**

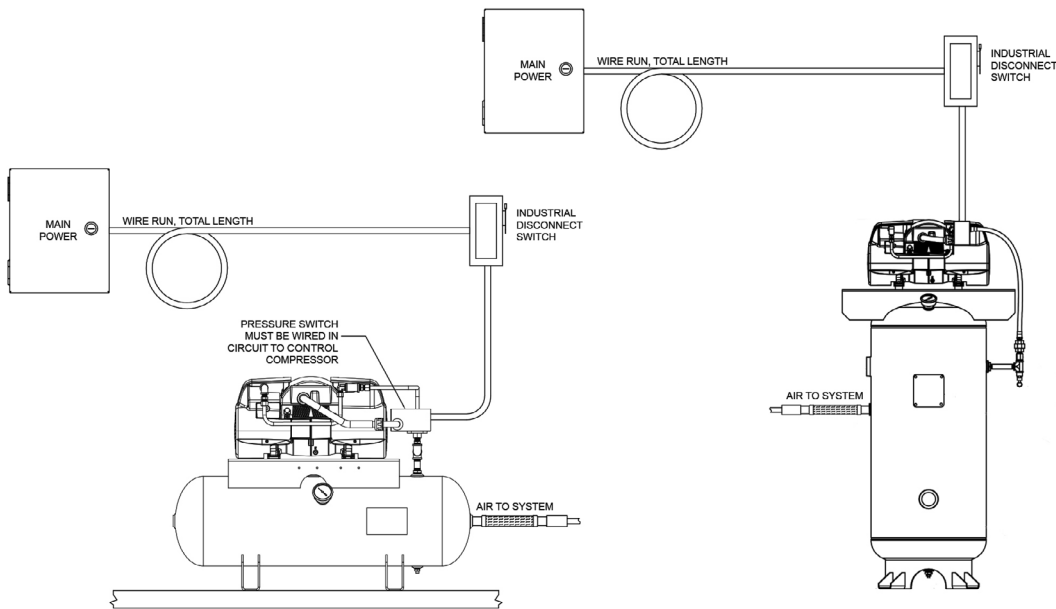


QUIET Fire Protection Air Compressor Connection Diagrams

Riser Mount System Layout



Tank Mount System Layouts



Pressure Switch Connections

PRESSURE SWITCH Diagram

Note: Location of pressure switch varies based on model. This is a general diagram of components. For help specific to your switch please contact General Air Products.

