

# Fire Detection Systems Control Panels



Product Catalogue



---

**Inside Front cover**  
**BLANK**

---



## Table of Contents

Page

### Fire Detection Addressable Panels

Elite RS Analog Addressable Panel	1
Elite RS Analog Addressable Repeater	3
Syncro AS Analog Addressable Panel	4

### Fire Detection Conventional Panels

Sigma A-CP Conventional Panel	6
Esento Conventional Panel	8
V5 Hybrid Conventional Panel	12



## Addressable Panels

### Elite RS Analog Addressable Fire Control Panels 1 or 2 Loops (Apollo Protocol)

**K0850-xx** (1 Loop)

**K0860-xx** (2 Loops)

where xx = 10 for Red & 40 for Grey



#### Features

- 1 full SLC circuit expandable to 2
- 3 programmable relays
- 5.25A power supply
- Large graphic display
- Real time clock
- Compatible with eMatrix graphics annunciator
- Powerful, network wide cause and effects (500 total). Fully user programmable by point or zone. Can be networked with additional RS and/or Elite control panels
- Compatible with eView Annunciator
- Programmable through a PC connection to the panel
- Same look and feel as Elite range
- Stores 1,000 last events in history log
- Model ranges include with or without a Dual-Line internal DACT
- Compact, stylish enclosure
- Available in Red or Grey
- 2 programmable NAC circuits with internal synchronisation support.

#### Product Overview

- Elite RS is a versatile range of open protocol fire alarm control panels compatible with existing Elite fire alarm panel technology.
- Available with 1 or 2 detection loops for a total of 250 primary SLC points or up to 400 points using addresses and sub-addresses. Elite RS uses leading edge microprocessor based electronics to provide a flexible control system with high reliability and integrity.
- Suitable for all small to medium sized detection systems. Elite RS control panels can be expanded and networked to become part of much larger systems if the need arises. Therefore providing a future proof solution for any installation.
- With its large graphical display and ergonomic button and indicator layout, the elite RS control panel is simple and straightforward to understand for installers, commissioning engineers and end users alike.

## Addressable Panels

### Elite RS Analog Addressable Panels

#### Added Features:

#### Elite RS with Internal Modem/ DACT (K0856-xx/K0866-xx)

- Dual line digital communicator and modem
- Central Station reporting; SIA and Contact ID
- On-board loop start terminal connections for both primary and secondary Telco lines

#### Also available:

eNET Networking Card - K1170-00  
1 loop expansion board - K1054-00  
Trim ring - K1071-xx



### Technical Specifications

Construction:	-	16AWG sheet steel
Dimensions:	-	14.5"W x 18.9"H x 4.25" D
Weight (without batteries):	-	20lb
Finish (lid & box):	-	RAL3002 (Red) or BS 00 A 05 (Gray)
Finish (product labels):	-	BS 00 A 05 (Gray)
Mains voltage supply:	-	115 or 230V AC 50 or 60 Hz. (specify when ordering, default is 115V)
Mains supply fuse:	-	1.6A 250V
Power supply DC rating:	-	24V 5.25 Amps
Aux 24V supply:	-	Fused at 500 milliamps
Battery (24 hour standby):	-	9Ah 12V (2 per panel) (non-networked)
Fault contact rating:	-	30V DC 1 Amp
Fire contact rating:	-	30V DC 1 Amp
Alarm contact rating:	-	30V DC 1 Amp
NAC output rating:	-	3.1V across both channels, 2.3V across any one
Detection loop:	-	250 milliamp output
Serial expansion port:	-	Serial RS485
PC port:	-	Serial RS232
Network connection:	-	Optional network Cards allow the use of e-Net networking or VESnet networking
NAC Synchronization:	-	Internal Support
NAC Protocols:	-	System Sensor, Wheelock, Gentex, Amseco



## Addressable Panels

### Elite Analog Addressable Repeaters



#### eMatrix

The eMatrix system uses flexible, optic light guides to illuminate areas on a floor plan, laid over a high resolution grid. This unique system dispenses completely with wiring and enables indicators to be moved, removed or added on site without the need for any wiring.

All indicators can be configured to operate upon any event type and at point, zone or group level via the powerful and intuitive Loop Explorer configuration or ESP Discovery. eMatrix can be supplied with or without LEDs and controls. Optional LEDs indicate Power On, Fire, Trouble and Disablement; and optional controls are for Alarm Silence, Buzzer Silence, Lamp Test and Reset.

Housed in attractive slim-line enclosures to match Elite fire alarm panels and with high quality, full colour or monochrome floor plans; eMatrix provides a clear, geographical indication of fire alarm activation enabling speedy identification of the source of an alarm.

#### eView

Designed and manufactured to the highest standards in a quality controlled environment the eView fire alarm annunciator provides a simple and convenient method of extending the controls and indications of the Elite fire alarm control panel to other locations.

The large graphic liquid crystal display and high brightness LED indicators duplicate the indications on the Elite fire alarm control panel at up to 15 additional locations via a simple 2-wire serial data connection.

The eView is powered by 24V DC (which can be via an additional 2 conductors from the control panel or local 24VDC listed supply).

eView is housed in a small enclosure which is styled similarly to the Elite control panel and is ideal for installations where a large control panel would be detrimental to décor, such as entrance halls.

Up to 15 eView annunciators can be connected to each control panel on the Elite network making eView ideal where multiple points of indication and/or control are required such as nurse stations or shop units.



### UL Approved 10.25 Amp Power Supply



The K1840 & 1841 is a UL Listed, universal input switching power supply capable of delivering a full 192W of continuous power for fire alarm systems. Suitable for charging a range of sealed lead acid batteries from 7Ah to 40Ah, the K1840 & 1841 power supply features complete monitoring of primary and secondary power sources with fully temperature compensated battery charging and battery high impedance monitoring.

- Continuous 8A load output while charging fully depleted batteries
- Charges up to 40Ah batteries
- Listed to UL 1481 & 864
- 120V to 240V AC input
- AC fail monitoring with LED indication and output
- Battery disconnecting monitoring with LED indication and output
- Low battery monitoring with LED indication and output
- Dynamic Earth fault monitoring with LED indication and output
- Deep-discharge prevention
- Temperature compensated battery charging
- Battery boost circuitry
- EN approved power supplies also available

Approvals registered under Kentec Electronics Ltd



## Addressable Panels

### Syncro AS - Analogue Addressable 1 or 2 Loop Control Panels



BS-EN54-2  
BS-EN54-4  
KM 73505

#### Features

- 16 zonal LED indicators
- 2 programmable sounder circuits
- 5 programmable inputs
- 3 programmable relays
- 3A power supply
- Large graphic display
- Real time clock
- Expandable from 1 to 2 loops\*
- Certified to EN54-2/ EN54-4
- Up to 512 additional programmable I/O via Syncro I/O modules \*
- Powerful, network wide cause and effects \*
- Sensitivity adjustment and Drift Compensation
- Can be networked with Syncro control panels \*
- Compatible with Focus and View repeaters \*
- Supports Apollo, Argus Vega and Hochiki protocols
- Same look and feel as Syncro range
- Stores 500 last events in event log
- Dial up modem connection available
- Compact, stylish enclosure
- Installer friendly, removable equipment chassis
- Different language and character set variants available
- Fully EN54-2 and EN54-4 compliant improved front loading Printer option, only available in an M3 size enclosure. \* \*\*

\* These items not available on Syncro AS Lite panel  
 \*\* Not CP-R approved. If you are based in the EU and require a Printer option please view datasheet 85.

#### Product Overview

- Syncro AS is a versatile range of open protocol fire alarm control panels compatible with existing Syncro fire alarm panel technology.
- Available with one or two detection loops capable of hosting up to 126 devices (Apollo), 240 devices (Argus Vega) or 127 devices (Hochiki). Syncro AS uses leading edge microprocessor based electronics to provide a flexible control system with high reliability and integrity.
- Suitable for all small to medium sized fire detection systems, Syncro AS control panels can be expanded and networked to become part of much larger systems if the need arises, therefore providing a future proof solution for any installation.
- With its large graphical display and ergonomic button and indicator layout, the Syncro AS control panel is simple and straight forward to understand for installers, commissioning engineers and end users alike.

#### Config. Features

- Comprehensive day/night mode facility Programmable
- one touch test mode
- Powerful and versatile cause & effect programming
- Cause & effect wizard including:
  - Cause & effect action
  - Disablement configuration
  - Test mode configuration



Model No. #80161M2



(Also backward-compatible with Series 90 detectors)





## Addressable Panels

### Syncro AS Technical Specifications

Construction	-	1.2mm mild sheet steel
IP Rating	-	IP30
Finish	-	Epoxy powder coated
Colour - lid & box	-	BS 00 A 05 grey - fine texture
Colour - controls plate & labels	-	RAL 7047 light grey - satin
Weight	-	6kg (standard panel)
Display	-	8 lines of 40 characters graphic LCD
Mains voltage supply	-	110 or 230V AC 50 or 60 Hz.(specify when ordering, default is 230V)
Mains supply fuse	-	1.6A 250V
Power supply DC rating	-	24V 3 Amps
Aux 24V supply	-	Fused at 500 milliamps
Maximum Battery size	-	9Ah 12V (2 per panel) (non-networked)
Fault contact rating	-	30V DC 1 Amp
Fire contact rating	-	30V DC 1 Amp
Alarm contact rating	-	30V DC 1 Amp
Sounder output rating	-	Fused at 1 Amp each
Detection loop	-	400 milliamp output
Detector protocols	-	Apollo (S90, XP95, Discovery), Argus Vega or Hochiki ESP
Printer port	-	Serial RS232
Serial expansion port	-	Serial RS485(Compatible with all Syncro I/O modules)
PC port	-	Serial RS232
Network connection	-	RS485 - Up to 64 panels via fully fault tolerant optional network
Remote Silence input (SIL)	-	cardSwitched -ve
Remote fault input (FLT)	-	Switched -ve
Remote reset input (RES)	-	Switched -ve
Remote alert input (INT)	-	Switched -ve
Remote evacuate input (CNT)	-	Switched -ve
Download lead	-	Standard S187, X187LS economy
Configuration	-	Via Loop Explorer PC utility
PC graphics	-	Via Guide systems
Modem	-	Optional dial up modem for remote diagnostics (Can be fitted to M3 size enclosure only)

Product Code	Protocol	Zones	Loops	Printer	Dimensions (mm)
A80161M2	Apollo	16	1	No	385 x 310 x 90
A80162M2	Apollo	16	2	No	385 x 310 x 90
A80161M3	Apollo	16	1	No	385 x 520 x 110
A80162M3	Apollo	16	2	No	385 x 520 x 110
A80161MP	Apollo	16	1	Yes	385 x 520 x 110**
A80162M3	Apollo	16	2	Yes	385 x 520 x 110**

\*\* Not currently CP-R approved. If you require a printer with Syncro AS panel, please refer to Datasheet 85.





## Conventional Panels

### Sigma A-CP Conventional Control Panels



#### Standard Features

- UL864 approved
- Two, four or eight initiating circuits
- Initiating circuits individually configurable as Fire, or Supervisory
- Two 2.5A Notification Appliance Circuits
- 4.0 Amps total NAC power available
- Selectable NAC sync protocols
- 5 Amp power supply
- Alarm verification selectable by zone
- Resettable Aux power output rated at 0.3A
- Aux power configurable to power off on Fire condition
- Fire, Trouble and Supervisory relays
- Single person walk test function
- Many advanced configuration options
- 24 hour standby with 7Ah batteries
- Maximum battery size 12Ah
- Optional DACT (SIA or Contact ID allowing user definable reporting codes)

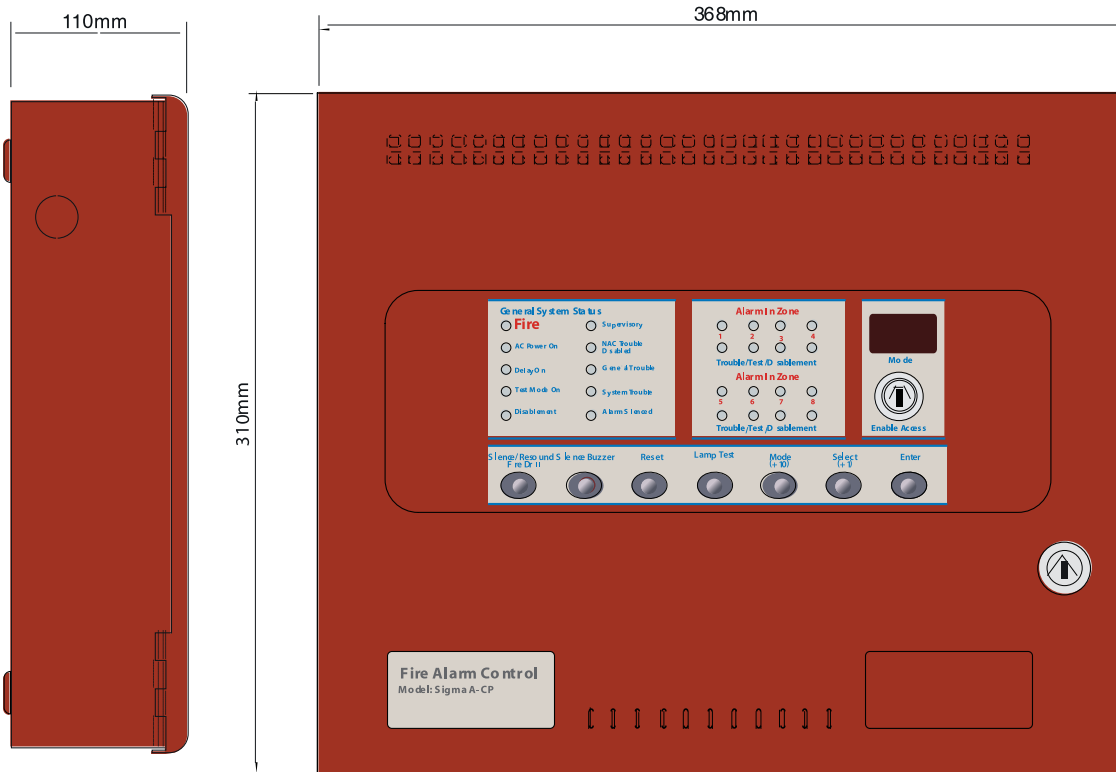
#### Product Overview

- The Elite CP range of conventional fire control panels with optional built in communicator are available with 2, 4 or 8 initiating circuits which may be extensively configured via a simple front panel operated programming method
- The low standby power requirements and cost effective small batteries allow the panel to be mounted in a small discrete enclosure which is available in standard red or optionally in an attractive gray color.
- A simple programming method using just 3 front panel buttons allows an extensive list of configuration options to be set and reviewed.
- Single board construction which allows easy removal of all electronic parts and ample provision of cable entry knockouts simplify installation.
- 4 Amp notification appliance power and builtin selectable sync protocols provide ample power and control for a wide range of standard notification appliances.
- The optional DACT allows dual line reporting to central stations and provides a 500 event history buffer.

Approvals registered under Kentec Electronics Ltd

## Conventional Panels

### Sigma A-CP Conventional Control Panels



### Ordering Codes

Part Number	Description
K1842-10/11	2 Zone Panel – Red 115V/230V
K1842-40/41	2 Zone Panel – Grey 115V/230V
K1844-10/11	4 Zone Panel – Red 115V/230V
K1844-40/41	4 Zone Panel – Grey 115V/230V
K1848-10/11	8 Zone Panel – Red 115V/230V
K1848-40/41	8 Zone Panel – Grey 115V/230V
K1852-10/11	2 Zone Panel with Dialer – Red 115V/230V
K1852-40/41	2 Zone Panel with Dialer – Grey 115V/230V
K1854-10/11	4 Zone Panel with Dialer – Red 115V/230V
K1854-40/41	4 Zone Panel with Dialer – Grey 115V/230V
K1858-10/11	8 Zone Panel with Dialer – Red 115V/230V
K1858-40/41	8 Zone Panel with Dialer – Grey 115V/230V
K1850-00	8 Reporting zone DACT
K1841-00	DACT Configuration Software

### Technical Specifications

**Size (WxHxD):** 368mm x 310mm x 108mm  
14.5" x 12.2" x 4.25"

**Construction:** 18AWG mild steel

**Finish:** Epoxy powder coated

**Colour:** Red (Optional Grey)

**Supply Voltage:** 115VAC or 230VAC

**Mains Supply Fuse:** 5Amp 250V 20mm

**Power Supply DC Rating:** 24V 5Amps

**Maximum Battery Size:** 12Ah 12V (2 per panel)

**Trouble Contact Rating:** 30V DC 1 Amp

**Supervisory Contact Rating:** 30V DC 1 Amp

**Fire Contact Rating:** 30V DC 1 Amp

**NAC Rating:** 2.5A per circuit 4A total

**Detection Zone Current:** 1.6 milliamps

**Detection zone EOL Resistor:** 6k8 5%

**NAC EOL Resistor:** 10K 5%

**Cable Capacity:** 14 AWG

**Operating Temperature:** -5°C to 50°C, 23°F to 122°F

**Operating Humidity:** <95% (non condensing)

## Conventional Panels

### ESENTO - Conventional Control Panels

Quality, reliability, ease of use and feature rich are attributes that are consistent across the entire range of Haes panels. Esento encompasses all of these attributes to provide the engineer's panel of choice.

The panels have been designed to minimise labour costs by providing ample space for tasks such as wiring and changing batteries. Simple colour coded buttons give the end user the confidence to correctly manage their fire alarm system and the one man walk tests will help reduce the cost of maintaining the system.

A host of configuration & programming options are provided, including; programming inputs & outputs, false alarm management & zone interface function.

Esento panels are provided to European standards EN54-2 & 4, Fire Department and Alarm Systems – Control & Indicating Equipment



- Available from 2 – 32 zones
- Simple colour coded buttons
- False alarm management modes
- Class change & alert (pulsing) inputs
- Network up to 8 control panels (8-32 zones only)
- Fully functional repeater panels (8-32 zones only)
- Programmable inputs & outputs
- One man walk tests
- Sounder circuit extension cards
- Output cards



## Conventional Panels

### ESENTO - Conventional Control Panels

#### ESENTO 2-4 Zone



- 2 – 4 zones
- Class change & alert inputs
- Fire & fault relays
- 2 monitored sounder circuits
- One man walk tests
- Integral 1.25 Amp switch mode PSU
- Space for up to 3.2Ah batteries
- False alarm management mode
- Approved to EN54 – 2 & 4
- 12 month warranty

#### ESENTO 8-12 Zone



- 8 - 12 zones
- Integral 2.5 Amp switch mode PSU
- Space for up to 7Ah batteries
- Network up to 8 control panels
- Class change & alert inputs programmable inputs
- Programmable relays & outputs
- Test mode (with or without sounders)
- Modular expansion zone cards available
- 3 false alarm management mode
- Zonal programming
- Programmable output delays
- Supports up to 8 repeater panels
- Approved to EN54 – 2 & 4
- 12 month warranty

#### ESENTO 16 - 32 Zone



- 16 - 32 zones
- Integral 5.0 Amp switch mode PSU
- Space for up to 18Ah batteries
- Network up to 8 control panels
- Class change & alert inputs programmable inputs
- Programmable relays & outputs
- Test mode (with or without sounders)
- 3 false alarm management mode
- Zonal programming
- Programmable output delays
- Supports up to 8 repeater panels
- Approved to EN54 – 2 & 4
- 12 month warranty

Approvals registered under HAES Technologies Ltd

## Conventional Panels

### ESENTO – Panel Networking

Networking is available across all standard Esento 8 to 32 zone panels with software version 4.0 & above, up to a maximum of 8 panels or 256 zones.



A standard comms PCB, TPCA05, is required in each panel to be added to the network.

With 1 master and up to 7 slaves, the panels are wired in a fault tolerant, daisy chain loop and use RS485 communications.

Any combination of panel size can be used from 8 to 32 zone and in any order.

In addition to the 8 control panels up to 8 fully functional LCD Remote Display Units can be added to the network.

## Conventional Panels

### ESENTO - Repeater Panels

#### 8 – 12 Zone Repeater



- Same east-to-use controls and indications
- Fully functional or passive
- 12 zonal fire & fault indications
- Integral 1.25 Amp PSU
- Class change & alert inputs
- Test mode and disablement functions
- 6 programmable switch negative outputs
- Fault loop or legacy radial wiring options
- 12 month warranty

#### Remote Display Unit



- Displays all system fire & faults
- Shows first and last zone in alarm
- 40 character programmable description of each zone
- Disablement & test mode of any zone in the network
- Control, resound, silence & reset for the entire system
- Control, sounder, F.A.R.E & aux disablements
- LED indicators for supply health, general fire, general fault, general disablement, test mode & system fault
- Requires 24V supply which can be taken from the panel or separate PSU

## Conventional Panels

### V5 HyBrid Fire Alarm Panel




The **V5 HyBrid Fire Alarm Panel** provides many flexible choices basic conventional panel.

The basic conventional panels are available from 4 to 136 zones. The design is compact, attractive, user friendly and highly scalable. The panels are built with well proven solid state technology for long term cost effectiveness.

Operation and maintenance of the panel are provided with general frontal indications and colour coded switches. The specific fault indications are mounted behind the front indications.

It is able to work with most conventional fire alarm system (panels & devices) thus allowing stage by stage system upgrades and eliminate vendor lock-in problems.



### Applications:

**V5 HyBrid Fire Alarm Panel** is suitable for use in commercial complexes, schools, car parks, hospitals, hotels, warehouses, factories, data centers, condominiums etc

### Benefits:



System Control Module with AVF Alarm Counter

- ❖ **Compatibility** : works with many other make of equipment, panels and devices
  - ❖ **Flexibility** : wide range of auxiliary panels to meet each requirement. e.g.: Fire Extinguishing, Smoke Control, Pre-action etc.
  - ❖ **Wide range of detectors** : works with all approved makes of conventional detectors
  - ❖ **Low maintenance cost** : system can be maintained and serviced by fire servicing contractors
  - ❖ **Alarm interlocks** : general sounder silencing and system resetting for system with multiple panels
  - ❖ **Ease of use** : simple one touch operation - easy to learn and reduces errors
- 
- ❖ **Diagnostic facilities** : informative diagnostic LED indicators for easy identification and rectification of faults
  - ❖ **Reliability** : system designed with proven solid state detection technology
  - ❖ **Local manufacturer support** : system designed and supported locally by highly experienced support team
  - ❖ **Compliance** : BS EN 54 Parts 2 & 4 :1998 and SS CP-10:2005
  - ❖ **Approval** : PSB Listed (4 to 136 zones)



Solid State Technology

## Conventional Panels

### V5 HyBrid Fire Alarm Panel Features

The **V5 HyBrid Fire Alarm Panel** provides many flexible, user friendly features that overcome the limitations found in today's conventional fire alarm systems. Its Performance, Reliability, Versatility and Unique Features greatly improve operational efficiency and productivity.

Various upgrade options are available to enhance the fire alarm system such as:

**Auxiliary Status and Control Module** provides additional indicators and control switches to be added to the panel for easy identification and control.

The **Alarm Verification Feature** greatly reduces the disruption caused by unwanted false alarms.

The **LCD Display Unit** automatically records the fire and alarm events with date and time, eliminating inaccurate or missing records due to human errors.

Networking facility of the LCD Unit allows up to 32 panels to be networked and monitored from one centralized location. Zone (and device address, if hardwire addressable option is implemented) can be identified from the Main Alarm Panel thus reducing response time.

**Graphic User Interface** guides duty staff to area in alarm in the shortest time possible. The Graphics User Interface also records events with date, time and operator information. The event storage capacity is only limited by the capacity of the hard disk of the PC. Various reports can be generated for post event analysis to help identify the

cause and take preventive measures against future disruptions.

### Upgrade Options:

#### Auxiliary Status and Control Module

- Provides additional indications
- Provides additional control switches

#### Alarm Verification Feature

- Reduces false alarms
- Records the number of intervention
- Displays current status of AVF



#### LCD Display Unit

- Records up to 999 alarm and fire events on site
- Indicates panel, date & time of event
- Stores events in memory
- Displays events in other panels in networked panels
- Password Protected

#### Graphic User Interface

- Centralise remote display, logging and reporting
- Displays location map of affected location
- History log for alarm management





## Notes

---



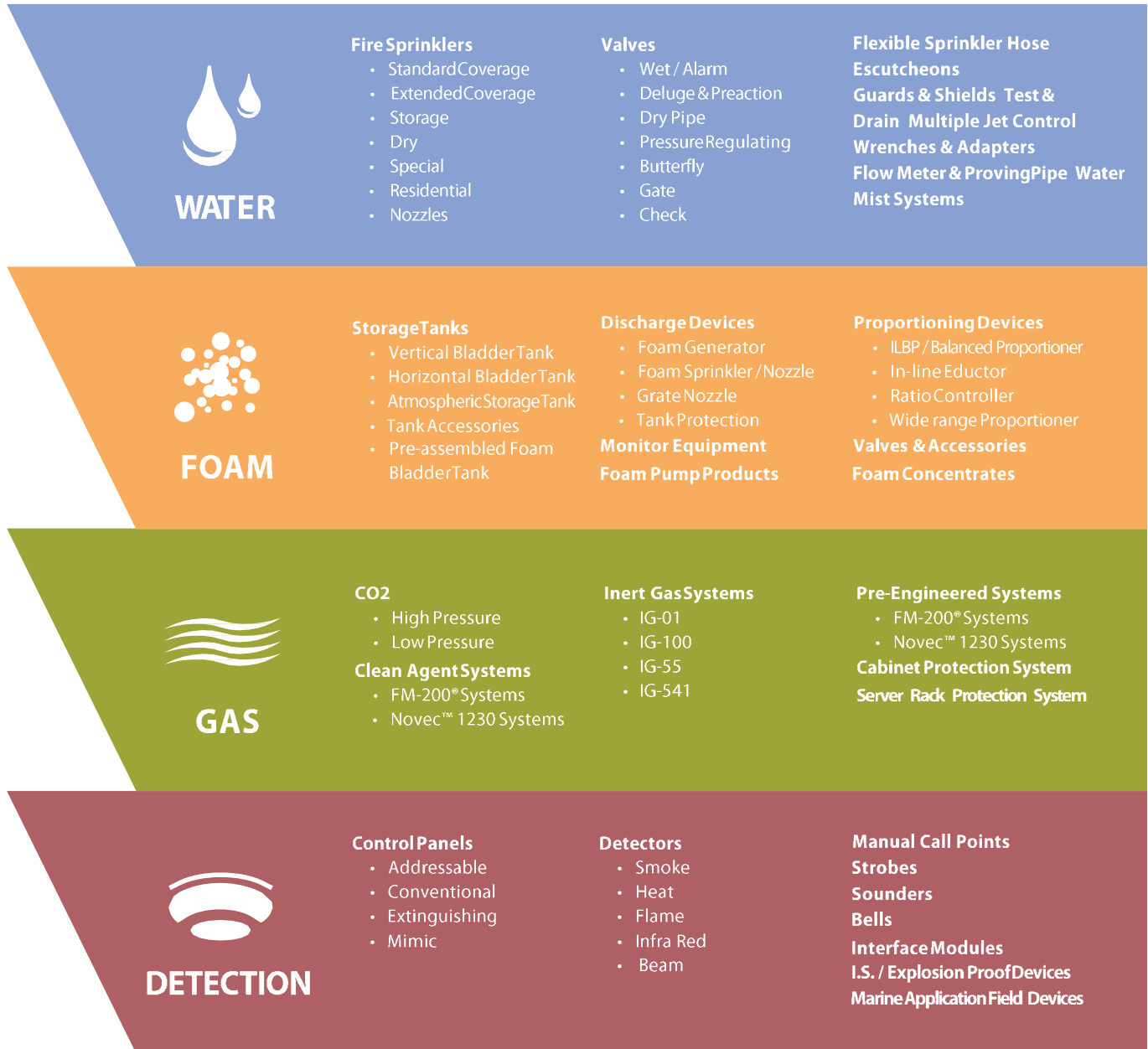
## Notes

---

## PRODUCTS & SOLUTIONS

To address a wide spectrum of fire risk and challenges, Viking offers a broad and comprehensive range of products, systems and solutions classified into these four product groups:

- **Water** - Water based fire suppression technologies
- **Foam** - Foam based fire suppression technologies
- **Gas** - Gaseous and clean agent based fire suppression technologies
- **Fire Alarm & Detection** - Fire detection and warning technologies



## VIKING ASIA NETWORK

Viking relies on a vast network of distributors and resellers across Asia to effectively serve the market. Contact the Viking Office nearest to you and we shall connect you with a distributor nearest your location.



## **SINGAPORE (Asia Headquarters)**

The Viking Corporation (Far East) Pte Ltd  
69 Tuas View Square  
Westlink Techpark  
Singapore 637621  
Tel: (+65) 6278 4061  
Fax: (+65) 6278 4609  
Email: VikingAPAC@vikingcorp.com

## **CHINA**

Viking Fire Protection Equipment Trading  
(Shanghai) Co. Ltd.  
Room 507-511, Fourth Floor, Building A  
No. 801, Zhujin Road  
Songjiang District  
Shanghai 201615 China  
Tel: (+86) 21 5774 0775  
Fax: (+86) 21 5776 0329  
Email: WYU@vikingcorp.com

## **JAPAN**

The Viking Corporation (Japan)  
AIOS Gotanda Ekimae Building 4th Floor  
1-11-1 Nishigotanda, Shinagawa-ku  
Tokyo 141-0031,  
Japan  
Tel: (+81) 3 6303 9571  
Fax: (+81) 3 6303 9572  
Email: KYOSHIMASU@vikingcorp.com

## **INDIA**

Viking Fire Products (India) Pvt. Ltd.  
SRS Tower, Office No.137-138  
1st Floor, Main Mathura Road  
(Near Metro Station Mewla Maharajpur)  
Faridabad – 121003, Haryana, India  
Tel: (+91) 129 298 2313  
Email: SGUPTA@vikingcorp.com

## **HONG KONG**

Viking Supply Network (HK) Limited  
Unit C , 6th Floor,  
Gee Hing Chang Industrial Building No.  
16 Cheung Yue Street  
Cheung Sha Wan, Kowloon,  
Hong Kong  
Tel: (+852) 2391 1078  
Fax: (+852) 2787 6063  
Email: KYIM@vikingcorp.com

## **KOREA**

Viking Korea Limited  
#71 Gunpo-Ro, Gunpo-City  
Gyeonggi-Do  
Korea 15888  
South Korea  
Tel: (+82) 31 502 2510  
Fax: (+82) 31 438 0137  
Email: JHwang@vikingcorp.com

---

**Trusted above all.**